



NORTH COUNTY FIRE PROTECTION DISTRICT

AGENDA FOR REGULAR BOARD MEETING

JANUARY 24, 2023

5:00 p.m.

The January 24, 2023, meeting will be available via Zoom. The public may attend remotely using either:

The Zoom app, [Zoom website (<https://zoom.us/>)] [Meeting ID: 870 1784 6503; Passcode: 631628] at <https://us06web.zoom.us/j/87017846503?pwd=ekF0RGt1Mm4vWXgrRFpXbUIPUFlmdz09> or Dial by your location: +1 669 900 6833 US (San Jose); Meeting ID: 870 1784 6503; Passcode: 631628

The public may provide comments in advance or real-time by emailing ncfboardcomments@ncfire.org. E-mailed comments received will be read into the record by Staff.

LOCATION:

**FALLBROOK PUBLIC UTILITY DISTRICT
990 EAST MISSION ROAD
FALLBROOK CALIFORNIA**

PUBLIC ACTIVITIES AGENDA

For those joining us for the Public Activities Agenda, please feel free to depart at the close of the agenda. We invite you to stay for the remainder of the business meeting.

CALL TO ORDER

ROLL CALL

MOMENT OF REFLECTION/SILENCE

PLEDGE OF ALLEGIANCE

1. Public Comment – President Acosta (pgs. 1-2)
Standing Item: Members of the Public may directly address the Board of Directors on items of interest to the Public provided no action will be taken on non-agenda items. The Presiding Officer may limit comments to three minutes per speaker (Board of Directors Operations – Elections, Officers and Terms SOG § 4.2.6.3.).
2. Recognition of Retiring Employees – Chief McReynolds (pgs.3-4)
Standing Event: Recognition of retiring members: Greg Mann, Todd Parmelee & Loren Stephen-Porter.

ACTION AGENDA

Consent Items:

All items listed under the Consent Items are considered routine and will be enacted in one motion. There will be no separate discussion of these items prior to the Board action on the motion, unless members of the Board, Staff or public request specific items be removed from the Consent Agenda.

3. Approve Regular Board Meeting Minutes, December 13, 2022 (pgs.5-10)
Standing Item: Review and approve minutes from December meeting as presented.
4. Review and Accept Financial Report for December 2022 (pgs. 11-20)
Standing Item: Review and accept financial report for December as presented.
5. Review and Approve Policies and Procedures (pgs.21-22)
Standing Item: None.

Note: The Americans with Disabilities Act provides that no qualified individual with a disability shall be excluded from participation in, or denied the benefits of, District business. If you need assistance to participate in this meeting, please contact the District Office 72 hours prior to the meeting at (760) 723-2012.



NORTH COUNTY FIRE PROTECTION DISTRICT

AGENDA FOR REGULAR BOARD MEETING

JANUARY 24, 2023

5:00 p.m.

6. Monthly Operations Activity Report (pgs.23-34)
➤ *Standing Event: Monthly Report demonstrating call mix, turnout time, call by unit, transports, total response times, aid received & provided, monthly inspection report, health & safety – injuries & accidents and turnover of care statistics.*
7. Review and Accept Fourth Quarter 2022 Customer Satisfaction Survey (pgs.35-42)
➤ *Quarterly Report: Review and accept report for the fourth quarter as presented.*

Action Items:

All items listed under the Action Items Agenda will be presented and discussed prior to the Board taking action on any matter. Members of the public may comment on items at the time they are presented. Time certain items will commence precisely at the time announced in the Agenda.

8. Review and Accept Financial Audit for FY 21/22 – FM Juul and Chief McReynolds (pgs.43-106)
➤ *Annual Item: Review and accept FY 2021/2022 audit.*
9. Consider and Nominate Representative(s) for Regular and Alternate Special District Member on LAFCO Commission– Chief McReynolds (pgs.107-112)
➤ *Recurring Item: Consider and nominate representatives for primary and alternate positions on LAFCO.*
10. District Counsel Transition – Chief McReynolds (pgs.113-114)
➤ *New Item: Consider the roles, responsibilities, and transition timeline between District Counsel Bob James and District Counsel Kristen Steinke of Burke, Williams & Sorenson.*

DISCUSSION AGENDA

No action shall be undertaken on any Discussion item. The Board may: acknowledge receipt of the information or report and make comments; refer the matter to Staff for further study or report; or refer the matter to a future agenda.

11. Strategic Plan Discussion – Chief McReynolds (pgs.115-116)
➤ *Recurring Item: Review and discuss Strategic Plan.*
12. Facility Update Presentation - Division Chief MacMillan (pgs.117-118)
➤ *New Item: Review and discuss facilities upgrades.*

Standing Discussion Items:

All items listed under the Standing Discussion Items are presented at every meeting.

- **LEGAL COUNSEL REPORT:** (pgs.119-124)
“Combating Wildfires: Improving Defensible Space Data Collection” and “Public Records Act Reorganization to Take Effect”
- **WRITTEN COMMUNICATION:** (pgs.125-132)
 - Board Recognition Program
- **NEWS ARTICLES** (pgs.133-144)



NORTH COUNTY FIRE PROTECTION DISTRICT

AGENDA FOR REGULAR BOARD MEETING

JANUARY 24, 2023

5:00 p.m.

● COMMENTS/QUESTIONS

(pgs.145-146)

● Staff:

- Chief McReynolds
- Other Staff

● Board

● Bargaining Groups

● Public Comment

CLOSED SESSION

The Board will enter closed session to discuss items as outlined herein. As provided in the Government Code, the public will not be present during these discussions. At the end of the Closed Session, the Board shall publicly report any action taken in Closed Session and the vote or abstention on that action of every member present) in accordance with Government Code § 54950 ET. seq.

CS-1. Announcement — President Acosta:

(pgs. 147-148)

- An announcement regarding the items to be discussed in Closed Session will be made prior to the commencement of Closed Session.

CS-2. Conference With Legal Counsel – Existing Litigation (Government Code §54596.9(d)(1)) – American Medical Response West v. California Department of Health Care Services (Sacramento Superior Court, Case No.: 34-2021-8003757):

- Fire Chief/CEO
District Counsel Steinke
District Counsel James

CS-3. Report From Closed Session — President Acosta:

ADJOURNMENT

Scheduled Meetings:

The next regularly scheduled Board meeting is **Tuesday, February 21, 5:00 p.m.**

CERTIFICATION OF AGENDA POSTING

"I certify that this Agenda was posted in accordance with the provisions of the Government Code § 54950 et. seq. The posting locations were: [1] the entrance of North County Fire Protection District Administrative Offices, [2] Fallbrook Public Utility District Administrative Offices and [3] the Roy Noon Meeting Hall; [4] District's website at <http://www.ncfire.org>. The agenda was also available for review at the Office of the Board Clerk, located at located at 330 S. Main Avenue, Fallbrook (760) 723-2012. Materials related to an item on this Agenda submitted to the District after distribution of the agenda packet, are available for public inspection in the Office of the Board Clerk, during normal business hours or may be found on the District website, subject to the Staff's ability to post the documents before the meeting. The date of posting was January 19, 2023.

Board Clerk Mavis Canpinar:

Mavis Canpinar

Date: January 19, 2023

Note: The Americans with Disabilities Act provides that no qualified individual with a disability shall be excluded from participation in, or denied the benefits of, District business. If you need assistance to participate in this meeting, please contact the District Office 72 hours prior to the meeting at (760) 723-2012.

Page Intentionally Blank



**NORTH COUNTY FIRE
PROTECTION DISTRICT
FIRE CHIEF/CEO**

TO: BOARD OF DIRECTORS
FROM: KEITH MCREYNOLDS, FIRE CHIEF/CEO
DATE: JANUARY 24, 2023
SUBJECT: PUBLIC COMMENT

PUBLIC COMMENT:

- 1. Members of the Public may directly address the Board of Directors on items of interest to the Public provided no action will be taken on non-agenda items. The Board President may limit comments to three minutes per speaker (Board of Directors Operations – Elections, Officers and Terms SOG § 4.2.6.3.).*

Page Intentionally Blank



**NORTH COUNTY FIRE
PROTECTION DISTRICT
FIRE CHIEF/CEO**

TO: BOARD OF DIRECTORS
FROM: CHIEF McREYNOLDS
DATE: JANUARY 24, 2023
SUBJECT: RECOGNITION OF RETIRING MEMBERS

PUBLIC ACTIVITIES AGENDA

BACKGROUND:

The NCFPD Board of Directors have a long-standing tradition of recognizing retiring members from the District. Tonight, we will recognize three (3) valuable members of our organization.

DISCUSSION:

It is an honor to acknowledge the service of the following employees for their years of loyal service to the citizens of our community:

RETIRING EMPLOYEES

<u>RETIREE</u>	<u>YEARS OF SERVICE</u>
Greg Mann	33
Todd Parmelee	7
Loren Stephen-Porter	20

Battalion Chief Greg Mann

As a member of our Fire District family since 1986, B/C Greg Mann has served with passion and professionalism in every sense of the words. With a servant's heart, and a genuine love for his fire service family, he came to the fire station every day wanting to make NCF better than he found it. He has been such a steadfast and loyal member over the years, known for attending almost every event on and off duty, which to me has shown how much he values our people and the relationships he shares with all of you, so important! As one of our few locally grown members, his passion for service was rooted in his love for his hometown, a powerful connection to the people of the community, and a deep commitment to the wellbeing of our members knowing that their

RETIRING PERSONNEL
JANUARY 24, 2023
PAGE 2 OF 2

strength and wellbeing was the fuel that powers the NCF machine. Greg, we salute you for your service and honor your devotion as we humbly return you to your family.

Fleet Maintenance Supervisor Todd Parmelee

Todd Parmelee retired after 7-years of dedicated service to the District. Beginning as a Fire Mechanic in 2015, Todd promoted to Fleet Maintenance Supervisor in 2022. Todd was always a joy to have on the team. His easy-going personality, smile with laughter, and constant willingness to solve problems made him a wonderful asset to our organization. His willingness to teach, his consistent patience, and his get-it-done work ethic made him well liked and respected by everyone. In the last year he took extreme ownership, transitioning the center over to new fleet maintenance software and made huge strides with organizing the parts and equipment in the shop, making it organized and clean with a very professional image. Todd mentioned he is comfortable leaving knowing that the shop is in a great place and, will be managed to two very capable individuals, Victor, and Chavez.

Thank you, Todd, for your service to our agency and community.

Board Secretary/Executive Assistant Loren Stephen-Porter

Loren retired after 20-years of dedicated service to the District. She joined the agency with her position having been vacant for several years. Not only did she rebuild the Board Secretary/Executive Assistant position, but she took it to new heights. She formalized our contract process, organized Board meeting procedures, organized the P&P Manual, and created many of the systems that we are using today. She has been an absolute wealth of knowledge and a pleasure to work with.

On a personal note, I want to thank Loren for all the mentoring and assistance she gave me my first year. Between a LAFCO MSR, election re-districting, replacing a Board Member who unexpectedly retired, consolidating tax-sub zones, navigating many facility contracts, and all the other curveballs we had my first year, she stood with me and helped me through it all. Thank you, Loren, for all the mentoring, service, and selfless dedication you have given our agency.

FISCAL ANALYSIS:

No fiscal impact.

SUMMARY:

It is with appreciation and gratitude that the District recognize these individuals for their professionalism and dedication over their many years of service. We thank them for their efforts and for contributing to making the North County Fire Protection District the organization it is today. Staff wishes each of them the very best of luck and good health in their well-deserved retirement.

1 **December 13, 2022**

2 **REGULAR MEETING OF THE BOARD OF DIRECTORS OF**
3 **THE NORTH COUNTY FIRE PROTECTION DISTRICT**

4 President Egkan called the meeting to order at 4:00 p.m.

5 **ALL RECITED THE PLEDGE OF ALLEGIANCE.**

6 **ROLL CALL:**

7 **Present:** Directors Acosta, Egkan, Munson, Pike and Shaw.

8 **Absent:** None.

9 **Staff Present:** Fire Chief/CEO McReynolds, Attorney James, DFC Mahr, D/C MacMillan, B/Cs
10 DeCamp, Krumwiede, Mann, August, FM Fieri, F/M Juul, FMS Parmalee and Board Clerk Canpinar.

11 In the audience were members of the Association and the public.

12
13 **PUBLIC ACTIVITIES AGENDA**

14 1. **PUBLIC COMMENT:** President Egkan addressed the audience and inquired whether there were
15 any public comments regarding items not on the agenda. Firefighter Lian addressed the Board
16 briefly to introduce himself as the new Association President. Chief McReynolds acknowledged and
17 thanked FMS Parmalee for his years of service with NCFPD and congratulated him on his retirement.
18 As there was no other public comment, the Public Comment Section of the meeting was closed.

19 2. **THIRD AND FOURTH QUARTER 2022 AWARDS FOR BOARD RECOGNITION PROGRAM – CHIEF**
20 **MCREYNOLDS AND BOARD CLERK CANPINAR:** Chief McReynolds presented the individuals for
21 recognition, making a recommendation to acknowledge all the individuals who had worked on recent
22 projects. Each Board member discussed their choice for recognition, noting the difficulty in making
23 a limited selection from the group of nominees. An inquiry was raised whether all members could
24 be acknowledged if additional funding could be had from contingency if necessary. On a motion by
25 Director Munson, seconded by Director Pike the motion to acknowledge all presented members and
26 to use contingency funds should the current funding be insufficient, passed by the following vote:

27 **Ayes:** Acosta, Egkan, Munson, Pike and Shaw; **Noes:** None.

28 ///

29 ///

PRIORITY ACTION AGENDA

3. OFFICIAL SWEARING-IN AND SEATING OF NEW BOARD MEMBERS – CHIEF McREYNOLDS AND

COUNSEL JAMES: Chief McReynolds introduced District Counsel James so he could proceed with the swearing-in and seating of the new and returning Directors into office. Directors Munson, Pike and Shaw were congratulated by Staff and seated.

4. BOARD ELECTIONS OF OFFICERS FOR 2023 – CHIEF McREYNOLDS AND DISTRICT COUNSEL

JAMES: Chief McReynolds informed those present that this is the time of the year the Board is to select officers for the coming year. The new officers are to assume office at the end of the meeting. President Egkan turned the meeting over to District Counsel James for the election of the officers. District Counsel James called for nominations for President, with Director Pike making a motion to nominate Vice President Acosta, which was seconded by President Egkan. Vice President Acosta accepted the nomination. Vice President Acosta was elected to President for the year 2023 on the following vote: **Ayes:** Acosta, Egkan, Munson, Pike and Shaw; **Noes:** None. District Counsel James asked for nominations for the election for Vice President. Director Pike nominated President Egkan, which was seconded by Director Munson. President Egkan accepted the nomination. Therefore, President Egkan was elected to Vice President for the year 2023 on the following vote: **Ayes:** Directors: Acosta, Egkan, Munson, Pike and Shaw; **Noes:** None. At the conclusion of the voting, the meeting was returned to President Egkan.

ACTION AGENDA

CONSENT ITEMS:

5. REVIEW AND ACCEPT REGULAR BOARD MEETING MINUTES FOR OCTOBER 2022

6. REVIEW AND ACCEPT FINANCIAL REPORT FOR OCTOBER AND NOVEMBER 2022

7. REVIEW AND ACCEPT POLICIES & PROCEDURES

President Egkan inquired whether there were any questions on Consent Items 5-7. There being no discussion, President Egkan asked for a motion to approve the Consent Agenda. On a motion by Director Pike, seconded by Director Munson the motion to approve the Consent Agenda as presented passed unanimously.

///

59 **ACTION ITEMS:**

60 8. **APPROVE MEETING SCHEDULE AND PLACE FOR NORTH COUNTY FIRE PROTECTION DISTRICT BOARD**
61 **MEETINGS FOR THE YEAR 2023 — CHIEF McREYNOLDS AND BOARD CLERK CANPINAR:** Chief McReynolds

62 addressed the Board to discuss the Board meeting schedule for year 2023. Director Pike requested
63 the Board consider a start time change to 6 p.m., to allow more members of the public to participate
64 in regular Board meetings. Board discussion ensued. On a motion by Director Pike, seconded by
65 President Egkan the motion to approve the annual Board Meeting calendar with a start time of 5 p.m.
66 passed by the following vote: **Ayes:** Acosta, Egkan, Pike and Shaw. **Noes:** Munson.

67 9. **CONSIDER AND SELECT REPRESENTATIVE(S) FOR THE NORTH COUNTY DISPATCH BOARD OF DIRECTORS**

68 **– CHIEF McREYNOLDS:** Chief McReynolds informed the Board that as a member agency of NCDJPA,
69 the District has one voting seat on this eight-member Board. North County Fire Protection District
70 Board selects one primary and one alternate to serve in these capacities. Director Munson has served
71 as the primary for several years. On a motion by President Egkan, which was seconded by Vice
72 President Acosta, the motion to re-elect Direct Munson as the primary with Director Pike as the
73 alternate passed unanimously.

74 10. **BATTALION CHIEF VACANCY PROMOTION – CHIEF McREYNOLDS:** DCF Mahr explained to the
75 Board how balancing shifts and maintaining consistency is important with an impending
76 retirement. Board discussion ensued. On a motion by Vice President Acosta, seconded by
77 President Egkan, the motion passed unanimously.

78 11. **AUTHORIZE RENEWAL OF CONTRACT FOR MEDICAL STANDBYS WITHIN EOA – DFC MAHR AND CHIEF**

79 **McREYNOLDS:** DCF Mahr instructed the Board that this item is to approve Resolution 2022-23
80 which approves the renewal of the 1-yr Mercy Medical contract. Board discussion ensued. On
81 a motion by Vice President Acosta seconded by Director Shaw, the motion passed
82 unanimously.

83 12. **DISTRICT PROPERTY ENGINEERING SERVICES – CHIEF McREYNOLDS:** Chief McReynolds explained

84 to the Board this is a sole source contract that would include expanded services to vacate
85 existing easements at Station #4. Board discussion ensued. On a motion by Director Pike,
86 seconded by Director Munson, the motion passed unanimously.

87 ///

DISCUSSION AGENDA

13. There were no Discussion Agenda Items for the December 13, 2022, Board Meeting.

STANDING DISCUSSION ITEMS:

● **LEGAL COUNSEL REPORT:** Counsel James presented his report. This is informational only, no action required.

● **WRITTEN COMMUNICATIONS:** None.

● **BOARD RECOGNITION PROGRAM:** The Board recognized Mitch Vincent and Gabriel Saldana for keeping Station #1 pristine.

● **NEWS ARTICLES:** This is informational only, no action required.

● **COMMENTS:**

● **STAFF REPORTS/UPDATES:**

● **KEITH McREYNOLDS, FIRE CHIEF/CEO:** Chief McReynolds provided updates to the increase of medical calls. There is now an additional ambulance out of Station 1 on Thursdays, Fridays and Mondays through January. Chief McReynolds thanked FM Juul and the finance team in their attendance to the Cal Pers conference, where they gained additional knowledge that will continue to lead their efforts in stabilizing the organization's pension formula. Chief McReynolds updated the Board on the progress of Station 2 renovations and the RFPs for Station 3, and then invited the Board to schedule a time for a ride-along with once of the crews and to visit the dispatch center. Chief McReynolds advised the Board he is now the Chair of the North Zone Fire Chief's group and also informed the Board that the Strategic Plan will be presented in January.

● **CHIEF OFFICERS AND OTHER STAFF: DFC MAHR:** DFC Mahr indicated that there were no operations reports for this month. He thanked Greg Mann for his service and welcomed new and returning Board Members. **F/M FIERI:** F/M Fieri brought the Board up-to-date on the projects in the District, including red-tagged properties and the recent arson event. F/M Fieri indicated he is coordinating with the Sheriff regarding transient concerns, and then reminded the Board that state-mandated school inspections have begun and will run through January. **FM JUUL:** FM Juul provided an update regarding the new financial software and advised the Board that next spring there is a general ledger training that she anticipates will provide the ability to generate even more accurate

117 reports. **D/C MACMILLIAN**: D/C MacMillan informed the Board that the Toys for Tots program was
118 a success and we were able to send a whole engine full of toys to the Boys and Girls Club of Fallbrook.

119 ● **BOARD: PRESIDENT EGKAN**: President Egkan thanked everyone for a great year and welcomed
120 B/C August and Director Shaw. **VICE PRESIDENT ACOSTA**: Vice President Acosta thanked everyone
121 for a great year. **DIRECTOR MUNSON**: Director Munson welcomed the new Board Member. **DIRECTOR**
122 **SHAW**: Director Shaw thanked Chief McReynolds for the station tour and looks forward to serving as
123 a member of the Board.

124 ● **BARGAINING GROUPS**: No comments.

125 ● **PUBLIC COMMENT**: No comments.

126

127

CLOSED SESSION

128

● **OPENING CLOSED SESSION:**

129 At 4:56 p.m., President Egkan inquired whether there was a motion to adjourn to Closed Session.
130 There being no objection, President Egkan read the items to be discussed in Closed Session and the
131 Open Session was closed. A short break ensued after the reading of the Closed Session Items. At
132 5:05 p.m. the Board entered Closed Session to hear:

133 CS-1. **ANNOUNCEMENT — PRESIDENT EGKAN**: An announcement regarding the items to be discussed
134 in Closed Session will be made prior to the commencement of Closed Session.

135 CS-2. **CONFERENCE WITH LABOR NEGOTIATOR – GOVERNMENT CODE § 54957.6 — SAFETY GROUP**
136 **NEGOTIATIONS – CHIEF McREYNOLDS**

137 CS-3. **EVALUATION OF PERFORMANCE – GOVERNMENT CODE § 54957 – FIRE CHIEF/CEO**

138 CS-4. **REPORT FROM CLOSED SESSION — PRESIDENT EGKAN**

● **REOPENING OPEN SESSION:**

140 On a motion by Director Pike which was seconded by Director Munson, which passed unanimously,
141 the Board returned Open Session at 5:33 p.m. the following items were reported out to the public:

142 CS-2. **CONFERENCE WITH LABOR NEGOTIATOR – GOVERNMENT CODE § 54957.6 — SAFETY GROUP**
143 **NEGOTIATIONS – CHIEF McREYNOLDS** – To approve a side letter for all bargaining groups indicating

144 “Education Pay of 2% of their wages for documented completion of an Associate’s degree”, and
145 “Education pay of 2% of their wages for documented completion of a Bachelor’s degree.” On a

146 motion by President Egkan, seconded by Vice President Acosta, the motion passed unanimously.
147 CS-3. **EVALUATION OF PERFORMANCE – GOVERNMENT CODE § 54957 – FIRE CHIEF/CEO** – To approve a
148 modification to the Fire Chief/CEO Employment contract section 3.2.3.2: “Upon separation of
149 employment, one hundred percent (100%) of the value of all remaining unused Sick Leave shall be
150 contributed to McReynolds’ individual account in the Post-Retirement Medical Benefit Trust and/or
151 an approved 457 Plan at the rate of pay in effect at the time of separation from the District.” On a
152 motion by Director Munson, seconded by Vice President Acosta, the motion passed unanimously.

153
154 **ADJOURNMENT**

155 A motion was made at 5:04 p.m. by Director Pike, seconded by Vice President Acosta to adjourn the
156 meeting and reconvene on January 24, 2023, at 5:00 p.m., which motion carried unanimously.

157 Respectfully submitted,
158

159 

160 Mavis Canpinar

161 Board Clerk

162

163 Minutes approved at the Board of Director’s Meeting on: January 24, 2023

164

165

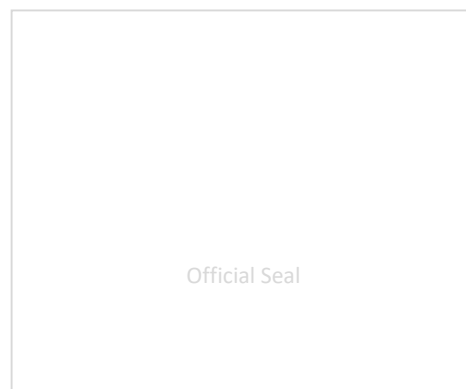
166

167

168

169

170





**NORTH COUNTY FIRE
PROTECTION DISTRICT
ADMINISTRATION - BUDGET & FINANCE**

TO: BOARD OF DIRECTORS
FROM: FINANCE MANAGER CHERIE JUUL AND CHIEF McREYNOLDS
DATE: JANUARY 24, 2023
SUBJECT: REVENUE & EXPENDITURES AS OF DECEMBER 31, 2022 (50%)

Revenue Sources	Budgeted	Collected	Over/Under	% of Budget
Property Taxes - FBK	18,018,748	7,479,574	(10,539,174)	42%
Property Taxes - RNBW	391,094	161,864	(229,230)	41%
Ambulance and Collections	3,000,000	1,629,844	(1,370,156)	54%
GEMT-State Supplement	-	-	-	0%
Prevention Fees	218,700	53,012	(165,688)	24%
Tower Lease Agreements	25,200	95,730	70,530	380%
Other Revenue Sources	-	9,040	9,040	0%
Interest	45,000	13,830	(31,170)	31%
Weed Abatement/Mowing Reimbursement	9,000	-	(9,000)	0%
Cost Recovery	50,000	39,208	(10,792)	78%
Inspection Fee (Fire Prevention)	-	6,442	6,442	0%
Fallbrook Healthcare District	82,500	74,723	(7,777)	91%
Community Facilities District (CFD)	175,000	-	(175,000)	0%
Strike Team Reimbursements	17,240	114,147	96,907	662%
Other Reimbursements	7,783	36,716	28,933	472%
Mitigation Fees & Interest - FBK	541,200	102,234	(438,966)	19%
Donations & Grants	-	151,241	151,241	0%
Annexation fees (Meadowood)	-	-	-	
Transfers & Loans	-	-	-	
Total Revenue:	22,581,465	9,967,605	(12,613,860)	44%
	Budgeted	Spent	Over/Under	% of Budget
TTL Expenditures YTD thru 12-31-2022	30,470,955	10,215,411	(20,255,544)	34%
Revenue over Expenditures		(247,806)		

North County Fire Protection District
 For the Sixth Month Ending December 31, 2022
50% of Budget

COLOR KEY	
Within/Below Budget	
Within 10% of Budget	
>10% of Budget (see notes)	

Description	December actual	Running Total	Final Budget	Amount Remaining	% Used	Notes
TOTAL PERSONNEL	2,536,144.00	8,501,933.00	17,851,005.00	9,349,072.00	47.6%	
101 Total Board Administration	30,712.00	124,493.00	535,000.00	410,507.00	23.3%	
102 Total Administration	110,518.00	488,078.00	1,152,200.00	664,122.00	42.4%	
103 Community Risk Reduction	1,389.00	18,987.00	103,400.00	84,413.00	18.4%	
104 Total Emergency Services	6,132.00	205,458.00	435,350.00	229,892.00	47.2%	
105 Total Emergency Med Svcs	38,526.00	192,188.00	755,100.00	562,912.00	25.5%	
107 Total Communications	125,964.00	399,415.00	726,850.00	327,435.00	55.0%	Radios/Parts & Service Dispatch Services - made 2nd quarter pymt
108 Total Shop/Maintenance	23,842.00	227,087.00	418,200.00	191,113.00	54.3%	Fuel/Fleet software quarterly pymt
109 Total Training	6,065.00	57,772.00	126,500.00	68,728.00	45.7%	
120 Total General Fund Reserve	-	-	300,000.00	300,000.00	0.0%	
GRAND TOTAL	2,879,292.00	10,215,411.00	22,403,605.00	12,188,194.00	45.6%	
200 Total Capital Expenditures	-	1,096,695.00	5,843,350.00	4,746,655.00	18.8%	Remodels/Staff vehicles/Communications

**RAINBOW FIRE PROTECTION SUBZONE
Tax Apportionments FY 21/22**

DATE	APP #	GROSS	REFUNDS & ADJUSTMENTS	FY 22/23 NET	FY 22/23 RUNNING	FY 21/22 NET	FY 21/22 RUNNING	
8/9/2022	1	5,530.34	48.63	5,481.71	5,481.71	3,485.61	3,485.61	
9/6/2022	2	2,605.04	77.21	2,527.83	8,009.54	2,353.69	5,839.30	
10/11/2022	3	6,255.30	512.16	5,743.14	13,752.68	250.46	6,089.76	
11/15/2022	4	17,587.07	394.13	17,192.94	30,945.62	18,070.26	24,160.02	
12/20/2022	5	129,885.82	291.12	129,594.70	160,540.32	116,210.26	140,370.28	
1/17/2023	6			-	160,540.32	60,865.13	201,235.41	
2/14/2023	7			-	160,540.32	15,037.48	216,272.89	
3/21/2023	8			-	160,540.32	10,410.11	226,683.00	
4/18/2023	9			-	160,540.32	110,517.41	337,200.41	
5/16/2023	10			-	160,540.32	19,338.01	356,538.42	
6/20/2023	11			-	160,540.32	7,159.27	363,697.69	
7/21/2023	12			-	160,540.32	1,819.41	365,517.10	
TOTAL YTD		161,863.57	1,323.25	160,540.32	160,540.32	140,370.28	140,370.28	
							Net Rev Increase	
							14.37%	

**NORTH COUNTY FIRE PROTECTION DISTRICT
Tax Apportionments FY 22-23**

DATE	APP #	GROSS	REFUNDS & ADJUSTMENTS	FY 22/23 NET	FY 22/23 RUNNING	FY 21/22 NET	FY 21/22 RUNNING
8/9/2022	1	256,012.74	2,250.61	253,762.13	253,762.13	173,711.95	173,711.95
9/6/2022	2	120,594.03	3,574.83	117,019.20	370,781.33	117,304.05	291,016.00
10/11/2022	3	289,573.05	23,708.01	265,865.04	636,646.37	159,907.38	450,923.38
11/15/2022	4	814,149.93	22,613.64	791,536.29	1,428,182.66	896,048.57	1,346,971.95
12/20/2022	5	5,999,243.79	13,478.19	5,985,765.60	7,413,948.26	5,278,038.19	6,625,010.14
1/17/2023	6			-	7,413,948.26	2,778,899.01	9,403,909.15
2/14/2023	7			-	7,413,948.26	696,683.03	10,100,592.18
3/21/2023	8			-	7,413,948.26	482,054.64	10,582,646.82
4/18/2023	9			-	7,413,948.26	5,112,420.76	15,695,067.58
5/16/2023	10			-	7,413,948.26	851,247.06	16,546,314.64
6/20/2023	11			-	7,413,948.26	333,757.61	16,880,072.25
7/21/2023	12			-	7,413,948.26	84,678.44	16,964,750.69
TOTAL YTD		7,479,573.54	65,625.28	7,413,948.26	7,413,948.26	6,625,010.14	6,625,010.14
Net Rev Increase							11.91%

**NORTH COUNTY FIRE PROTECTION DISTRICT
AMBULANCE REVENUE FY 2022-2023**

MONTH	BILLED	CONTRACTUAL WRITE DOWNS	TOTAL AR		BAD DEBT WRITE-OFFS	REFUNDS	ADJ AR	DEPOSITS RECIEVED	BILLING FEES	FY 22-23 NET REVENUE	FY 21-22 NET REVENUE
			FY 22-23	FY 21-22							
7/31/2022	1,005,715.27	663,008.61	342,706.66	317,581.59	83,366.70	-	259,339.96	286,066.64	16,869.08	269,197.56	203,815.33
8/31/2022	771,213.15	578,634.09	192,579.06	315,611.85	55,288.70	-	137,290.36	276,934.78	16,339.15	260,595.63	202,470.25
9/30/2022	1,203,845.51	749,103.22	454,742.29	257,596.92	47,689.25	10,692.16	396,380.88	259,622.00	14,686.86	244,935.14	232,506.80
10/31/2022	1,171,138.51	777,063.23	394,075.28	264,909.36	49,515.13	-	344,560.15	287,858.93	16,965.71	270,893.22	177,745.72
11/30/2022	1,316,442.53	844,778.41	471,664.12	334,820.00	31,230.75	-	440,433.37	314,273.71	18,345.99	295,927.72	214,112.18
12/31/2022			-	283,553.48			-			-	212,638.48
1/31/2023			-	283,859.12			-			-	186,310.11
2/28/2023			-	317,155.17			-			-	268,706.46
3/31/2023			-	293,371.47			-			-	238,344.75
4/30/2023			-	342,618.35			-			-	203,388.19
5/31/2023			-	270,706.20			-			-	240,142.45
6/30/2023			-	302,374.55			-			-	226,968.54
TOTAL:	5,468,354.97	3,612,587.56	1,855,767.41	1,490,519.72	267,070.53	10,692.16	1,578,004.72	1,424,756.06	83,206.79	1,341,549.27	1,030,650.28
					Net A/R Change		24.50%			New Revenue Change	30.17%

NORTH COUNTY FIRE PROTECTION DISTRICT
AMBULANCE REVENUE FY 2022-2023

MONTH	BILLED	CONTRACTUAL WRITE DOWNS	TOTAL AR		BAD DEBT WRITE-OFFS	REFUNDS	ADJ AR	DEPOSITS RECIEVED	BILLING FEES	FY 22-23 NET REVENUE	FY 21-22 NET REVENUE
			FY 22-23	FY 21-22							
7/31/2022	1,005,715.27	663,008.61	342,706.66	317,581.59	83,366.70	-	259,339.96	286,066.64	16,869.08	269,197.56	203,815.33
8/31/2022	771,213.15	578,634.09	192,579.06	315,611.85	55,288.70	-	137,290.36	276,934.78	16,339.15	260,595.63	202,470.25
9/30/2022	1,203,845.51	749,103.22	454,742.29	257,596.92	47,689.25	10,692.16	396,380.88	259,622.00	14,686.86	244,935.14	232,506.80
10/31/2022	1,171,138.51	777,063.23	394,075.28	264,909.36	49,515.13	-	344,560.15	287,858.93	16,965.71	270,893.22	177,745.72
11/30/2022	1,316,442.53	844,778.41	471,664.12	334,820.00	31,230.75	-	440,433.37	314,273.71	18,345.99	295,927.72	214,112.18
12/31/2022	1,151,678.16	814,368.68	337,309.48	283,553.48	9,765.96	1,417.68	326,125.84	306,265.78	17,970.99	288,294.79	212,638.48
1/31/2023			-	283,859.12			-			-	186,310.11
2/28/2023			-	317,155.17			-			-	268,706.46
3/31/2023			-	293,371.47			-			-	238,344.75
4/30/2023			-	342,618.35			-			-	203,388.19
5/31/2023			-	270,706.20			-			-	240,142.45
6/30/2023			-	302,374.55			-			-	226,968.54
TOTAL:	6,620,033.13	4,426,956.24	2,193,076.89	1,774,073.20	276,836.49	12,109.84	1,904,130.56	1,731,021.84	101,177.78	1,629,844.06	1,243,288.76
					Net A/R Change		23.62%			New Revenue Change	31.09%

**NORTH COUNTY FIRE PROTECTION DISTRICT
MONTHLY INVESTMENT REPORT**

December 31, 2022

FALLBROOK	BALANCE	INTEREST RATE	
County of San Diego/General Fund - FBK	2,886,235.39	0.02%	Operating
County of San Diego/General Fund - RNBW	2,057,571.31	0.02%	Operating
County of San Diego/Capital Reserve	408,106.51	0.02%	Capital Reserves
County of San Diego/Fire Mitigation Fund - FBK	1,663,931.17	0.02%	Mitigation Fees
County of San Diego/Fire Mitigation Fund - RNBW	4,134.40	0.02%	Mitigation Fees
Local Agency Investment Fund	6,795,171.33	2.00%	LAIF
Workers' Comp JPA	490,269.92	0.17%	PASIS Funds
Bank of America/PASIS	39,304.14	0.01%	
First National/Benefit Fund	157,671.54	0.35%	
First National/Payroll	419,477.29	0.35%	
First National/Accounts Payable	97,656.10	0.35%	
First National/Accounts Receivable	276,878.01	0.35%	
Pacific Western Bank/Accounts Receivable	388,684.80	0.00%	
TOTAL	15,685,091.91		

**NORTH COUNTY FIRE PROTECTION DISTRICT
COST RECOVERY FY 2022/2023**

<u>Month</u>	<u>Billed</u>	<u>Collected</u>	<u>YTD % Collected</u>	<u>Billing Fees</u>	<u>Net Revenue 22/23</u>	<u>Net Revenue 21/22</u>
7/31/2022	12,142.00	10,469.16	86.22%	2,093.83	8,375.33	4,339.34
8/31/2022	10,541.87	10,541.87	100.00%	2,108.37	8,433.50	6,430.83
9/30/2022	10,060.25	7,594.29	75.49%	1,518.86	6,075.43	4,172.36
10/31/2022	8,293.00	8,293.00	100.00%	1,658.60	6,634.40	6,391.00
11/30/2022	5,384.50	5,384.50	100.00%	1,076.90	4,307.60	1,960.00
12/31/2022	9,283.25	7,426.60	80.00%	1,485.32	5,941.28	7,167.80
1/31/2023			#DIV/0!	-	-	4,576.08
2/28/2023			#DIV/0!	-	-	5,148.97
3/31/2023			#DIV/0!	-	-	8,499.02
4/30/2023			#DIV/0!	-	-	7,442.98
5/31/2023			#DIV/0!	-	-	5,787.41
6/30/2023			#DIV/0!	-	-	5,161.01
TOTAL:	55,704.87	49,709.42	89.24%	9,941.88	39,767.54	23,293.54
					Net Rev Increase	70.72%

therecoveryhub.com
Ncfdp1107 Chrome
Claims>reports

Document Date	Document Number	Vendor Name	Transaction Description	Document Amount
12/1/2022	DECEMBER 2022	Employee Benefit Specialists, Inc.	Dental/Vision/Life 12/2022	9,874.28
12/1/2022	11/2022	ROBERT JAMES	nov 2022 stmt	2,577.50
12/1/2022	22553	NATIONWIDE MEDICAIL/SURGICAL	medical supplies	823.73
12/1/2022	NC FIRE #2 FRONT	North County Window and Door	4 tuscan series, vinyl window	2,412.69
12/1/2022	01122022	POLICE AND FIRE PSYCHOLOGY	anaya, oppenborn	1,575.00
12/1/2022	23NOCFPDC05	COUNTY OF SAN DIEGO - RCS	cap code november 22	52.50
12/1/2022	23NOCFPDN05	COUNTY OF SAN DIEGO - RCS	fire radios nov 22	5,777.00
12/1/2022	A9018C0D-0025	DIGITAL DEPLOYMENT, INC.	12/1-1/1	275.00
12/1/2022	2338	FALLBROOK CHAMBER OF COMMERCE	mcreynolds membership dues 23	285.00
12/1/2022	IN1797065	MES California	silv ex plus foam concentrate	2,478.25
12/1/2022	NC FIRE #2 FRONT FIN	North County Window and Door	st 2 window replacement	2,412.69
12/1/2022	501127	OSTARI	security monitoring 12/1-12/31	1,850.00
12/1/2022	017680853	XEROX - PASADENA	color printer	352.74
12/1/2022	017680852	XEROX - PASADENA	b & w printer	149.60
12/1/2022	000019157552	AT&T	11/1-11/30 jpa	1,977.40
12/2/2022	PR 12/2/22	LINCOLN NATIONAL	11/6/22-11/19/22	2,644.86
12/2/2022	PR 12/2/22	FALLBROOK FIREFIGHTERS' ASSN	11/6/22-11/19/22	2,715.28
12/2/2022	SR PR 12/2/22	FALLBROOK FIREFIGHTERS' ASSN	sr 11/6/22-11/19/22	23.40
12/2/2022	PR 12/2/22	FIREFIGHTERS LEG. ACTION GRP	11/6/22-11/19/22	460.00
12/2/2022	ENG 1010	Justin Rivera	engl 1010	1,195.00
12/2/2022	10714	JIM'S SIGN SHOP	reflective red bls 111	112.00
12/2/2022	120120022	RUSTY WALLIS, INC	water rental dec	125.00
12/3/2022	2031	Western Extrication Specialists, Inc.	service, oil, work, travel	471.72
12/5/2022	23442	AAIR PURIFICATIONS SYSTEMS	middle hose, airlines, install	1,029.03
12/5/2022	FSC 3601	CHRIS CRAVEN	fsc 3601 fire prevention mgmt	850.50
12/5/2022	PM RECERT 22	CHRIS CRAVEN	pm recertification 2022	250.00
12/5/2022	ST 2 11/4/22-12/5/22	FALLBROOK PUBLIC UTILITY DISTR	st 2 11/4/22-12/5/22	323.11
12/5/2022	ADMIN 11/4/22-12/5/2	FALLBROOK PUBLIC UTILITY DISTR	water and waste admin	425.21
12/5/2022	B22053	Norman Traub & Assoc	background investigation	1,795.00
12/6/2022	2022-2010	D&W CONSULTING	july - dec 2022 maintenance	3,604.00
12/6/2022	10725	JIM'S SIGN SHOP	xmas tree safety banner/signs	1,729.39
12/6/2022	018648	PROPANE WEST COAST	dec 2022 propane	336.41
12/7/2022	456542	Active 911	alerting subscription active	120.00
12/7/2022	12985	FOWLER PLUMBING	clogged dishwasher	165.00
12/7/2022	202212-2486	NBS	gemt consulting	27,500.00
12/8/2022	JAN 2023	Employee Benefit Specialists, Inc.	1/1/23-1/31/23	9,923.39
12/8/2022	018654	PROPANE WEST COAST	dec 2022	256.47

Document Date	Document Number	Vendor Name	Transaction Description	Document Amount
12/8/2022	1165381	MICHAEL BAKER INTERNATIONAL	st 1 planning, admin parking	4,600.00
12/8/2022	122754396-0011	SUNBELT RENTALS	diesel generator rent	2,027.05
12/8/2022	1430	FIRST ALARM WELLNESS	nov 2022 services	2,225.00
12/8/2022	900322167	SAFETY-KLEEN CORP	dec 2022 stmt	2,476.74
12/9/2022	205028	E.C.C.	floor demo	550.00
12/9/2022	12991	FOWLER PLUMBING	st 2 shower drain	195.00
12/10/2022	3020264837	PARKHOUSE TIRE, INC.	bst r500 duravis	1,094.23
12/10/2022	11//11-12/10 BACKFLO	RAINBOW MUNICIPAL WATER DIST	backflow 11/11-12/10	14.81
12/10/2022	ST 3 11/11-12/10	RAINBOW MUNICIPAL WATER DIST	st 3 11/11-12/10	166.77
12/11/2022	0417565121122	TIME WARNER CABLE	12/11-1/10	107.98
12/13/2022	12998	FOWLER PLUMBING	st 2hydro jet shower drain	750.00
12/13/2022	VS0100540	UNIFORM SPECIALIST/ACE UNIFORMS	bc uniform	14.06
12/13/2022	VS0100543	UNIFORM SPECIALIST/ACE UNIFORMS	key, snake chain, hook	97.40
12/14/2022	2023 DUES	CSDA	membership dues 2023	8,810.00
12/14/2022	CERT DOC 12/22	Secretary of State	certified document	6.00
12/14/2022	2211099	Wittman Enterprises, LLC	nov 2022	18,345.99
12/15/2022	12/2022 1	FALLBROOK OIL COMPANY	oil stmt 1 dec 22	3,623.35
12/15/2022	13005	FOWLER PLUMBING	st 2 removed urinal	165.00
12/15/2022	1/2023	LEGAL SHIELD	jan legal shield	458.60
12/15/2022	1242473	Trilogy MedWaste	medical waste service	242.07
12/16/2022	205039	E.C.C.	lvp install, cove base install	950.00
12/16/2022	0170373-IN	ENTENMANN-ROVIN CO.	fleet supervisor	145.43
12/17/2022	3A 3B 3C 3D	Michael Benoit	cfo classes 3a,3b,3c,3d	1,775.00
12/17/2022	11/18/22-12/17/22	RAINBOW MUNICIPAL WATER DIST	st 5 water n stuff	644.00
12/19/2022	13013	FOWLER PLUMBING	st 2 cleared shower drain	195.00
12/19/2022	PM RENEW 22	AUGUST, PETER	state pm license 22	250.00
12/19/2022	12/2022	D.F. Cleaning Service	12/22 cleaning	470.00
12/19/2022	EI01424539	EIDE BAILLY	nov 2022	13,293.40
12/19/2022	114745413	TOYOTA LIFT, INC	filter, oil, gasket	280.96
12/21/2022	ST 1 12/21/22	FALLBROOK PUBLIC UTILITY DISTR	11/23-12/21	65.03
12/21/2022	12/21 ST 1	FALLBROOK PUBLIC UTILITY DISTR	11/23-12/21 st 1	550.83
12/21/2022	13020	FOWLER PLUMBING	sewer cam st 2	585.00
12/21/2022	01/2023	Harry J. Wilson Insurance Center	jan 2023 cpf	1,176.00
12/22/2022	0629977645X221222	DIRECTV	12/21-1/20	177.98
12/22/2022	PS000949207	HAWTHORNE POWER SYSTEMS	minor parts	285.44
12/23/2022	0006788	QCP CONCRETE SOLUTIONS	concrete picnic table st 2	5,152.36
12/26/2022	12/2022	KEN GRODY FORD CARLSBAD	nov 2022 stmt	1,004.93
12/27/2022	10422	Fallbrook Overhead Doors and Entry Gates	door 2 st 1	125.00
12/31/2022	12/31/22-12/31/23	County of San Diego DEH	12/31/22-12/31/23	1,568.00



**NORTH COUNTY FIRE
PROTECTION DISTRICT
FIRE CHIEF/CEO**

TO: BOARD OF DIRECTORS
FROM: CHIEF McREYNOLDS
DATE: JANUARY 24, 2023
SUBJECT: STANDING ITEM: POLICIES AND PROCEDURES

1. None.

Page Intentionally Blank

North County Fire



MONTHLY OPERATIONS ACTIVITY REPORT:

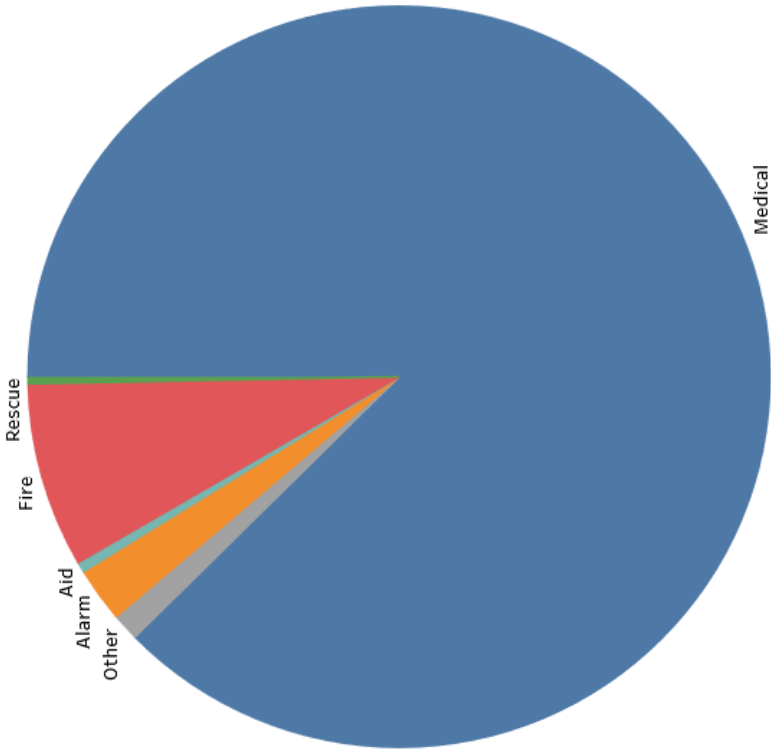
Dec 2022

Assigned Incidents

Assigned Incidents for NORTH COUNTY FPD
December 2022

Agency	NORTH COUNTY FPD
Month and Year	December 2022

Medical	587 incidents / 87.61%
Fire	54 incidents / 8.06%
Alarm	16 incidents / 2.39%
Aid	3 incidents / 0.45%
Rescue	2 incidents / 0.30%
Other	8 incidents / 1.19%
Grand Total	670 incidents / 100.00%



Problem Category

- Medical
- Other
- Alarm
- Aid
- Fire
- Rescue

Total incidents year to date:

Dec 2021: 6,764

Dec 2022: 7,009

***3.62% YoY Increase**

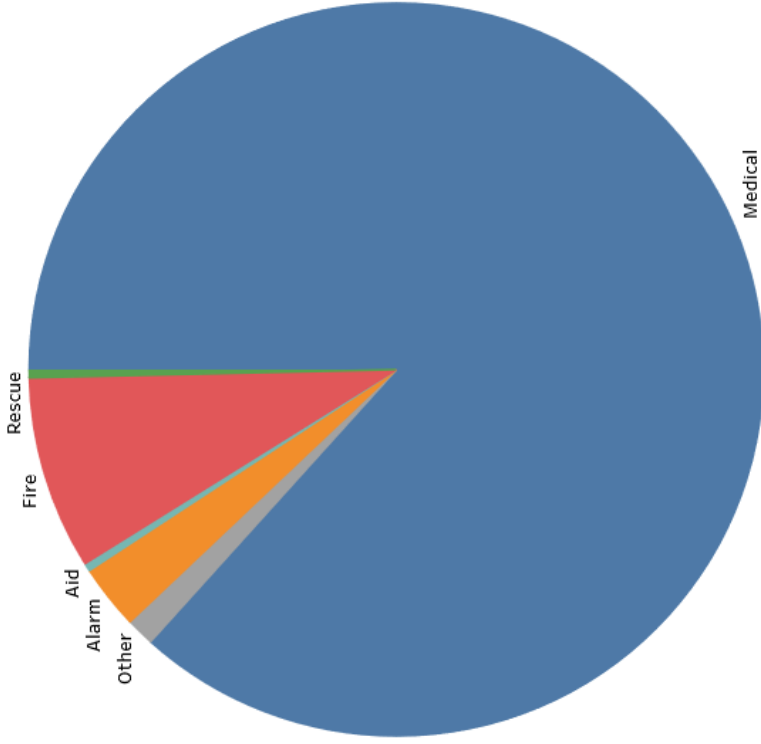


Incidents in Jurisdiction

Incidents in NORTH COUNTY FPD Jurisdiction
December 2022

Jurisdiction	NORTH COUNTY FPD
Month and Year	December 2022

Medical	488 incidents / 86.68%
Fire	48 incidents / 8.53%
Alarm	16 incidents / 2.84%
Aid	2 incidents / 0.36%
Rescue	2 incidents / 0.36%
Other	7 incidents / 1.24%
Grand Total	563 incidents / 100.00%



Problem Category

- Medical
- Other
- Alarm
- Aid
- Fire
- Rescue

Total incidents year to date:

Dec 2021: 5,909

Dec 2022: 6,038

***2.18% YoY Increase**



Turnout Time

(Time of station notification to responding)

90th Percentile – Emergency Calls Only

Shift	Unit Name	December	Shift	Unit Name	December	Shift	Unit Name	December
A-SHIFT	B111	0:00:25 (4)	B-SHIFT	B111	0:01:37 (4)	C-SHIFT	B111	0:00:05 (2)
	BLS111	0:01:07 (3)		BLS111	0:00:30 (6)		BLS111	0:00:48 (4)
	E111	0:01:28 (74)		BLS116	0:00:11 (1)		BLS116	0:00:27 (2)
	E112	0:01:28 (32)		E111	0:01:31 (60)		E111	0:01:51 (58)
	E113	0:01:21 (10)		E112	0:00:59 (32)		E112	0:00:50 (31)
	E114	0:01:28 (30)		E113	0:01:36 (10)		E113	0:01:26 (13)
	E115	0:01:26 (29)		E114	0:01:49 (20)		E114	0:01:23 (31)
	M111	0:01:33 (63)		E115	0:01:55 (21)		E115	0:01:41 (33)
	M114	0:01:38 (32)		M111	0:01:26 (32)		M111	0:01:45 (54)
	M115	0:01:10 (35)		M114	0:01:36 (27)		M114	0:01:01 (29)
	RA111	0:01:19 (4)		M115	0:01:43 (22)		M115	0:01:42 (36)
	RA114	0:01:25 (13)		RA111	0:01:40 (18)		RA114	0:01:38 (17)
	RA115	0:00:46 (2)		RA114	0:01:47 (8)			
				RA115	0:00:57 (5)			



Aid Given/Received

Aid Given by NORTH COUNTY FPD
December 2022 : Incident Count

Jurisdiction (group)	21
CAL FIRE	
CAMP PENDLETON	
CARLSBAD FD	
ENC / SOL / DMR FD	
ESCONDIDO FD	
NORTH COUNTY FPD	
OCEANSIDE FD	62
PALA FD	3
PAUMIA FD	
RANCHO SANTA FE FPD	
RINCON FD	
SAN DIEGO FD	
SAN MARCOS FD	3
SAN PASQUAL RESV FD	
VALLEY CENTER FPD	2
VISTA FD	18
Grand Total	109

Incidents outside of jurisdiction to which units were assigned, sorted by jurisdiction

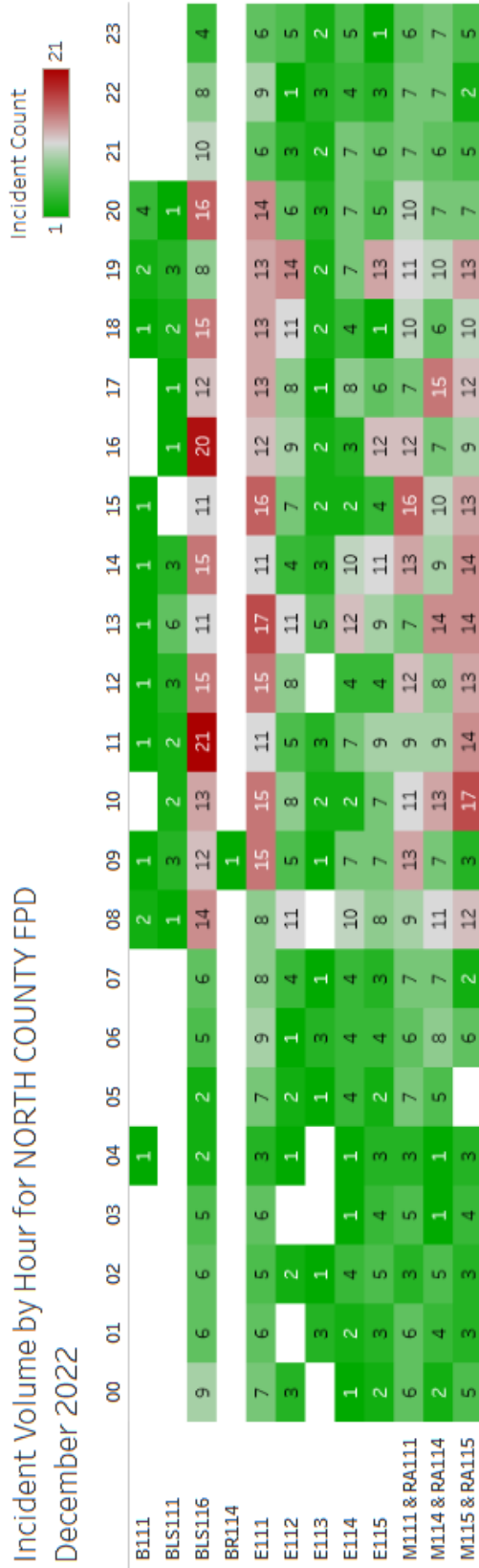
Aid Received by NORTH COUNTY FPD
December 2022 : Incident Count

Home Jurisdiction	4
CAL FIRE	
CAMP PENDLETON	27
CARLSBAD FD	3
ENC / SOL / DMR FD	
ESCONDIDO FD	1
NORTH COUNTY FPD	
OCEANSIDE FD	12
PALA FD	2
PAUMIA FD	
RANCHO SANTA FE FPD	
RINCON FD	
SAN DIEGO FD	
SAN MARCOS FD	
SAN PASQUAL RESV FD	
VALLEY CENTER FPD	
VISTA FD	34
Grand Total	83

Incidents within jurisdiction to which outside units were assigned, sorted by home jurisdiction



Incident Volume by Hour



Count of ID broken down by Time Assigned Hour vs. Unit Name.



Incidents by Unit

Incidents by Unit for NORTH COUNTY FPD
December 2022

Ambulance	BLS111	28
	BLS116	246
	M111 & RA111	203
	M114 & RA114	179
	M115 & RA115	189
Total	845	
Brush	BR114	1
	Total	1
Engine/Truck	E111	245
	E112	129
	E113	42
	E114	120
	E115	132
Total	668	
Other Units	B111	16
	Total	16
Grand Total		1,530

Count of Time Assigned broken down by Apparatus Type and Unit Name.

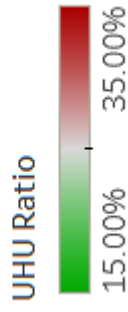


Ambulance Unit Hour Utilization

Monthly Unit Hour Utilization for
NORTH COUNTY FPD

December 2022	BLS111	5.55%
	BLS116	27.00%
	M111 & RA111	37.27%
	M114 & RA114	24.57%
	M115 & RA115	28.72%

Vehicle Type
Ambulance



UHU percentages are calculated only for completed months/years. The current month/year will not show a correct value. Time Committed is calculated by Time Call Cleared minus Time Assigned.



Transports

NORTH COUNTY FPD Transports December 2022

Name	#
BLS111	23
BLS116	167
M111	122
M114	79
M115	113
RA111	21
RA114	34
RA115	17
Grand Total	576

These two tables display a distinct count of ID broken down by Destination. Only transports which arrive at a destination are counted.

NORTH COUNTY FPD Transport Destinations December 2022

Destinations	F
TEMECULA VALLEY HOSPITAL	201
PALOMAR HOSPITAL	197
TRI CITY MEDICAL CENTER (TCMC)	119
SCRIPPS ENCINITAS HOSPITAL	32
MCP NAVAL HOSPITAL	10
CHILDRENS HOSPITAL	9
RANCHO SPRINGS HOSP.	7
OCEANSIDE AIRPORT -OCS- (OKB)	1
Grand Total	576



Health & Safety

Injuries &
Illness

2 Injuries

Accidents

1 vehicle



Transfer of Care

Total Offloads
291

TOC Compliance
88.3%

90th Percentile Offload Time in Minutes
55.7

Median Offload Time in Minutes
20.2

Percent Offloads Under 30 Minutes
69.1%

Percent Offloads Under 20 Minutes
49.5%

San Diego County
Transfer of Care - via FirstWatch
Ambulance Operating Area Data
Use filters below to select data by Ambulance Operating Area, Month, and Year

Ambulance Operating Area

- SD COUNTY
- AMR Float Units
- Barona
- Carlisbad
- Chula Vista
- Coronado
- CSA 17
- CSA 69
- El Cajon
- Escondido
- GHD Zone 1
- Inland Central
- Inland North
- Inland South
- National City
- North County FPD
- Oceanside
- Poway
- Ramona
- San Diego
- San Marcos
- Sycuan
- Unified Service Area
- Viejas

Month

- January
- February
- March
- April
- May
- June
- July
- August
- September
- October
- November
- December

Year

- 2018
- 2019
- 2020
- 2021
- 2022

Ambulance Operating Area Ranking - TOC Compliance
1



*County data is updated at the end of the month, so these stats are 1-month behind



Leadership

"A person doesn't need to be an officer to be a leader. On the contrary, leaders are often apparent long before they earn a title."

— P.11, Step Up and Lead





**NORTH COUNTY FIRE
PROTECTION DISTRICT
OPERATIONS**

TO: Board of Directors
FROM: Operations Division
DATE: Tuesday, January 24th, 2023
SUBJECT: Customer Satisfaction Survey Program, 2022 – 4th Quarter Results

CONSENT AGENDA

RECOMMENDATION:

Review the report as submitted. In looking at the overall percentage of satisfaction with our service, our customers continue to rate their level of satisfaction overwhelmingly in the “excellent” category.

BACKGROUND:

This report focuses on two areas, direct feedback based on surveys sent to patients transported by North County Fire and our Service/Sympathy card program. The distribution of the survey is based on the 2022 Payer Class percentages according to our ambulance billing company, Wittman Enterprises. This quarter’s customer satisfaction results incorporate surveys received from October 1st, 2022 through December 31st, 2022. The following is a listing of the type and number of individual payer classes that are randomly mailed surveys on a monthly basis.

2022 Payer Class

Private Commercial Insurance (includes Champus/Active Duty)	26
Medi Cal	10
Medicare (includes Senior HMO)	54
Cash	10
Total	100

DISCUSSION:

The survey results are reported on quarterly intervals to all safety employees. The sharing of this information with all employees provides a heightened awareness regarding our customer’s experience in the field. If a system or human deficiency trend is noted, the management staff will coordinate any measures necessary to correct the problem.

Customer Satisfaction Survey Program

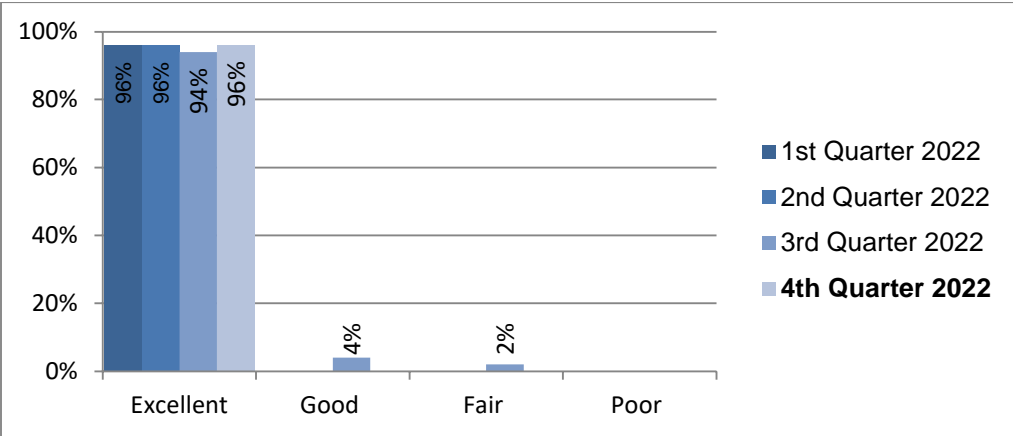
Tuesday, January 24, 2023

Page 2 of 3

The first section of the *Satisfaction Survey Form* evaluates the customer’s overall satisfaction with our service by rating it from “Excellent” to “Poor.” The second section of the form allows the customer to provide comments on their perception of the service they received. This quarter 300 surveys were mailed, and 79 surveys were returned (26%).

Ninety three percent (94%), or 74, of the surveys returned indicated “excellent” customer satisfaction as indicated on the chart below:

2021-2022 Customer Satisfaction Results



The customer comment portion of the survey has proven to be most effective by allowing us to hear the customer’s opinions or concerns firsthand, thus allowing us to mitigate any problems as quickly as possible. These comments are reported on *Attachment-A* of this report.

In order to maintain Continual Quality Improvement (CQI) for this program, the responses are reviewed for any unusual comments or areas of concern. When necessary, incident documents will be reviewed. If a poor rating or adverse report is noted, the Operations Chief reaches out to seek clarification and ultimately improve services. If indicated, this review may warrant further investigation or training to mitigate potential customer service issues.

SERVICE/SYMPATHY CARD PROGRAM:

The District continues to utilize a Service/Sympathy Card Program to promote excellence in our emergency delivery services. This particular program allows our firefighters to correspond with our customers by personally signing and mailing “Service Cards.” This post-incident program has proven invaluable in maintaining a positive relationship with our community through personal contact between our firefighters and the customers they serve. The “Sympathy Cards” are utilized in the same way by corresponding concern with a deceased patient’s family.

Customer Satisfaction Survey Program
Tuesday, January 24, 2023
Page 3 of 3

The following data identifies the total number of Service and Sympathy cards completed by each crew during this report’s time frame:

	“A” CREW	“B” CREW	“C” CREW	TOTAL
4TH Q 2022	355	294	312	961
3 RD Q 2022	65	49	20	134
2 ND Q 2022	81	109	21	211
1 ST Q 2022	74	60	99	233

The above numbers represent 37% of total cards sent by A Shift, 30% of total cards sent by B Shift and 32% of total cards sent by C Shift.

FISCAL ANALYSIS:

The increased use of Service Cards has contributed to increased expenditures in both printing and postage. Annually, the Program costs approximately \$2,000.00 to operate. It is our belief that enhanced public relations and the benefits these cards represent is worth the expenditure.

SUMMARY:

The North County Fire Protection District takes seriously the demeanor and professional conduct of its employees while providing emergency services. Our Customer Survey Program provides a tool to measure and quantify this area and if necessary, implement and/or modify the emergency delivery system to ensure its ability to meet customer expectations. This program, which is now in its seventeenth year, consistently reflects a high degree of satisfaction with the services delivered by the employees of the North County Fire Protection District, beginning from the request for service up to and including final mitigation of the incident.



North County Fire Protection District
 Customer Satisfaction Survey
 Fourth Quarter 2022
 October-December
 Attachment A



Intake Number	Date Received	Follow Up	Customer Comments
22-4-1	9/28/2022		Could not have been treated better. Very professional and kind.
22-4-2	10/8/2022		Your help was needed on July 21 when I slipped and fell. I had sprayed an ant spray that I put on the floor to kill about a million of those critters. I started to wipe up the dead ants and must have stepped in the spray and down I went. My daughter called 911. They arrived in about ten minutes. They were patient with me, crying, I hurt so much. I could not move to help them. They were courteous, professional, and empathetic. I must add gentle with an 84-year-old lady. But they cut off my only pair of jeans!! The ride was very uncomfortable in the back of the ambulance. San Diego needs to fix the rough roads.
22-4-3	10/11/2022		Unable to write A+ service.
22-4-4	10/21/2022		The fire department responded in a fast reaction and in a very composed way. Everything was discussed and I did not feel I needed to be taken to the hospital and I did not hurt in emergency. I think the fire department did a very great job. Thanks for the protection.
22-4-5	10/21/2022		I didn't realize I was having an issue with my blood pressure. I fainted and could not disarm- the alarm. (thank goodness) They were amazing. I'll never forget how good it felt when they put a cold towel around my neck. I am on blood pressure med. They asked all the right questions in case of TIA I'm so grateful for them, and the service. My heartfelt thanks.
22-4-6	10/21/2022		All people involved were very professional and helpful. Your response time was very quick! Thanks for all the help!
22-4-7	10/24/2022		Makes me feel secure and in good hands. Thanks guys.
22-4-8	10/24/2022		Help arrived so soon after the accident that I was surprised! EMTs were professional and caring. I felt reassured and safe. Thank you!
22-4-9	10/24/2022		On time good guys got me up on first visit. I could stand I refused to go to hospital stupid. Pain intensified overnight and little by little to night. Obviously needed to go to hospital. Fall cracked the bone, so guys were right!!!
22-4-10	10/24/2022		I rate the overall service with kudos I was treated with the best ambulance ride then when I got to Palomar, I give a ok as well.
22-4-11	10/25/2022		Everyone was so polite and courteous. Great!



North County Fire Protection District
 Customer Satisfaction Survey
 Fourth Quarter 2022
 October-December
 Attachment A



Intake Number	Date Received	Follow Up	Customer Comments
22-4-12	10/25/2022		<p>My husband called 911 while I was visiting (we are temporarily separated) I don't know what happened an anxiety attack?? Don't know, he thought I was having a mini stroke!? Everything was so distant to me! I tightened up and didn't want to turn my head, or unclasp my hands that were tight together?? I didn't want to walk or talk?? I felt panic if I couldn't see him?? I'm not like this?? Unpleasant experience?! I don't remember the firemen's faces except one, who talked to me! I just remember a lot of heavy blue clothes in people?! I was treated in a very kind way by everyone! I'm 81 years old I guess my age is affecting me... sad? Thank you to our neighbors next door, a fire department #2 Station?? I love and respect firemen and police Dept. so much. What would we do without you beautiful men?! I have always loved the firemen! Such heroes!! Every day you boys are on call! I still watch "Emergency" on TV every night @ 6:00, 2 or 3 episodes a night! The stuff you guys have to do, I get nervous when they climb towers and stuff! Firemen saved my older brother's life in the early 50's! His pants caught on fire someone cut his pants off his legs were so blistered! I was 9 years old, we were so grateful, I remembered I cried. Thanks to every fireman everywhere!!</p> <p>Excellent response time! Thanks, you there did not appear to be one person clearly in charge. I was getting competing requests for information. That said the response was FAST, the responders were professional and very much appreciated.</p> <p>Yes, alone the guys who heled me.</p> <p>These men and women came to our house 3 times this summer to check on my husband- the first time for a drug overdose- he was taken to Palomar. The second time he was checked and determined not necessary to go to the hospital the third time he had fallen and couldn't get up- and it was decided he should go back to Palomar Hospital. In all visits the crew was diligent- courteous and friendly- but knowing professional help is only a few minutes away is so comforting. Thanks, you all of you who came to help us this summer.</p> <p>They were very quick to respond to our home for my father. The paramedics, EMT, and firemen were very polite and quick to help my father who woke up hypotensive, diaphoretic, and confused. We live on a private road with a narrow entrance, and they were able to safely maneuver thru to take my father to the ER. I appreciate the fact that they were knowledgeable and gentle with my father. I did make a request for my father to be taken to Rancho Springs Medical Center if he was not a STEMI or NSTEMI. EKG was completed timely, and my father was taken to RSMC. (No heart issue) I truly wish I could remember the female paramedic who stayed by my father's side the entire time. As a medical professional myself, I am 100% satisfied with the care your team provided. Thank you!</p> <p>Amazing response time of arrival. EMT's were readily equipped, knowledgeable, and kind, and put my mind at ease (reassuring). Thank you.</p> <p>Excellent.</p> <p>Excellent.</p>
22-4-13	10/26/2022		
22-4-14	10/26/2022		
22-4-15	10/26/2022		
22-4-16	10/27/2022		
22-4-17	10/27/2022		
22-4-18	10/31/2022		
22-4-19	11/1/2022		



North County Fire Protection District
 Customer Satisfaction Survey
 Fourth Quarter 2022
 October-December
 Attachment A



Intake Number	Date Received	Follow Up	Customer Comments
22-4-20	11/18/2022		They came, very quickly, and no doubt they saved my life what more can I say other than I thank God they there.
22-4-21	11/18/2022		They were so kind. They actually came 2 times in 2 weeks! My husband broke his femur and my mom fell and hit her head on my tile and she was bleeding. They were patient, respectful and compassionate, along with thorough.
22-4-22	11/18/22		I have never been in a motor vehicle accident and much less been treated by a first responder. It was an experience I not soon forget although our injuries weren't life threatening and thank God, we only had a few broken bones we were treated quickly and with utmost respect. I have to say that I was bit distraught but was comforted by the firefighter who were treating. The experience was so personal as it can get without it being personal. It kind of felt like I was surrounded by my brothers. Thank you so much for making our really bad day better. May God always bless you and your families.
22-4-23	11/19/2022		They came so fast, it was amazing. Felt in very good hands and felt most confident in their assessment. I think having women or a woman on the team would have been helpful. And would be my suggestion for improvement.
22-4-24	11/21/2022		Excellent.
22-4-25	11/21/2022		Excellent.
22-4-26	11/22/2022		I want to thank you for your quick response and courteous manner you helped me with my mother.
22-4-27	11/23/2022		No suggestions. They were amazing.
22-4-28	11/23/2022	Mary Murphy	Surprised all were not wearing masks- COVID still an issue with seniors (it's not a HOAX) otherwise great.
22-4-29	11/25/2022		The firefighters, paramedics were friendly, professional, and caring. I'm grateful they were there in my time of need.
22-4-30	11/25/2022		Excellent.
22-4-31	11/26/2022		Staff were very polite, responded right away. Very understanding. Friendly, caring.
22-4-32	11/28/2022		My husband has aphasia, so he does not recall anything of when you all came. I was at work, so I was not able to see you all in action. Our daughter who was here, 25 years old, was the one who called 911. She was really upset with what was going on, it was her first time in her life she went through anything like this. I appreciate all you do not just for us, for all your help ever single day! I'm grateful for you all being here for us in our time of need. Thank you... thank you.
22-4-33	11/30/2022		The team was <u>very</u> helpful and <u>kind</u> . Dad had fallen and the firemen and ambulance men helped to get him up and transported dad to Palomar. We are very thankful and happy we have such fast service here in Fallbrook.



North County Fire Protection District
 Customer Satisfaction Survey
 Fourth Quarter 2022
 October-December
 Attachment A



Intake Number	Date Received	Follow Up	Customer Comments
22-4-34	11/30/2022		Quick response, professional, competent! I was the patient, but my wife commented that after I was "hailed" away she noticed that the team had cleaned up the mess that I made I the room! Thank so much- not only for this event but for all that you do!!
22-4-35	11/30/2022		Not only do these amazing humans keep others alive, they also become life coaches/ therapists. I thought I was having a heart attack and was terrified. He took such great care of the emotional human... his powers of "distraction" are fantastic. Seriously though, y'all are doing it right and while I never want to need your services, I am confident NCFPD will always pull through. Side note: the gent in the rear with me actually used to work with my brother-in-law earlier in his career.
22-4-36	12/16/2022		Hi, they were very helpful. Thank you.
22-4-37	12/19/2022		Your crew was very kindly and very. Thorough with the care and transport of my wife. Thank you.
22-4-38	12/12/2022		The people who responded to our call for help were wonderful, first-class resources. It was a wonderful answer to my call for help.
22-4-39	12/16/2022		Excellent response, courteous, respectful, careful, competent.
22-4-40	12/17/2022		The young ladies were great! And very professional. Thank you for your great response time.
22-4-41	12/20/2022		Excellent.
22-4-42	12/23/2022		Quick Response thank you!
22-4-43	12/23/2022		Very professional and empathetic. Asked appropriate question to help them assess the situation. Advised that they'd attach electrodes to run an EKG and that normal sinus rhythm was observed. Due to the type of palpitations that I described that is should not checked out at the ER. Ambulance EMT's took charge at that point to take me to the ER. Well done by OFD.
22-4-44	12/27/2022		Everyone was very helpful. I should have listened and went to the hospital. I didn't know how much I was hurt at the time and I was embarrassed. Always thankful for their help.
22-4-45	12/27/2022		No suggestions. They are an outstanding team.
22-4-46	12/27/2022		The paramedic in the ambulance was very friendly the driver was the Chief's son. We talk my experience on the Dept. (NCF) and the people they knew and the one that still there. I was bed ridden for 2 weeks, they handle me from bed to the ambulance with so much finesse.
22-4-47	12/27/2022		I am thankful for the assistance that was given me in my time of need. Because of my condition there was little for the crew could do, but get me to the ER ASAP. Great work.
22-4-48	12/28/2022		Estoy muy agradecida con el servicio de la ambulancia y más con los paramédicos con la atención que me brindaron con mi hijo. Son muy amables y estuvieron muy al pendiente de mi hijo y por preocuparse por nosotros. Ellos están ahí cuando los necesitamos es un excelente servicio etc. Gracias.
22-4-49	12/29/2022		Arrival very prompt. Paramedics very professional obtained all necessary information from Silvergate. Examined my husband and were ready to go. I don't drive at might so rode with them to Palomar. Our experience was A+.



North County Fire Protection District
 Customer Satisfaction Survey
 Fourth Quarter 2022
 October-December
 Attachment A



Intake Number	Date Received	Follow Up	Customer Comments
22-4-50	12/29/2022		We appreciate your help. Timely friendly. Just keep up the good work. Merry Christmas and may 2023 be a fabulously good and peaceful new year!
22-4-51	12/30/2022		The Fire Department did a great job of making sure my husband was taken care of but also made me feel like they had everything under control. I was scared and nervous and they handled everything with confidence and grace.
22-4-52	12/30/2022		Could not ask for better! We are so grateful to the Fire Department and Paramedics who have helped us several times in the last few years. Thank you for all you do!
22-4-53	12/30/2022		Excellent.



**NORTH COUNTY FIRE
PROTECTION DISTRICT**
FINANCE DIVISION

TO: BOARD OF DIRECTORS
FROM: FINANCE MANAGER JUUL AND CHIEF MCREYNOLDS
DATE: JANUARY 24, 2023
SUBJECT: FY 2021-22 FINANCIAL AUDIT

ACTION AGENDA

RECOMMENDATION:

That the Board review and accept the FY 2021-22 District financial audit as presented.

BACKGROUND:

Annually, a financial audit occurs in accordance with auditing standards generally accepted in the United States of America and the standards applicable to financial audits contained in *Government Auditing Standards*, issued by the Comptroller General of the United States. *Nigro & Nigro pc*, a professional accountancy corporation, conducted the NCFPD annual audit for FY 2021-22 ending June 30, 2022.

The responsibilities of the auditing firm under the above standards are further described in the Auditor's Responsibilities for the Audit of the Financial Statements section of the report. They are required to be independent of the District and to meet ethical responsibilities in accordance with the relevant ethical requirements relating to an audit.

DISCUSSION:

FINANCIAL HIGHLIGHTS:

- The NCFPD's net position increased \$21,599,046 as a result of this year's operations.
- Total revenues from all sources increased by 12.63%, or \$2,917,424 from \$23,092,988 to \$26,010,412, from the prior year, primarily due to increases in operating and capital grant funding, property taxes, and State of California Special District COVID-19 relief grant.
- Total expenses for NCFPD operations decreased by 81.55% or \$19,500,448 from \$23,911,814 to \$4,411,366 from the prior year, primarily due to a decrease in employee benefits expense of \$20,006,251.

- The District purchased new capital assets during the year in the amount of \$476,725. Depreciation expense was \$883,291

FISCAL ANALYSIS:

The cost of the FY 2021-22 financial audit was \$13,500 which was budgeted in the FY 2022-23 annual budget.

SUMMARY:

Once adopted, and pursuant to Government Code Section 26909, the audit will be filed with the County of San Diego Auditor & Controller, County of San Diego Office of Audits & Advisory Services, County of San Diego Property Tax Services Division, and the California State Controller's Office.

**NORTH COUNTY FIRE PROTECTION DISTRICT
FINANCIAL STATEMENTS
AND
INDEPENDENT AUDITORS' REPORT
For the Fiscal Year Ended
June 30, 2022
(With Comparative Information as of June 30, 2021)**



NORTH COUNTY FIRE PROTECTION DISTRICT
For the Fiscal Year Ended June 30, 2022
Table of Contents

FINANCIAL SECTION

	<u>Page</u>
Independent Auditors' Report	1
Management's Discussion and Analysis.....	4
Basic Financial Statements:	
Government-wide Financial Statements:	
Statement of Net Position.....	11
Statement of Activities.....	12
Governmental Funds Financial Statements:	
Governmental Funds Balance Sheet.....	13
Reconciliation of the Governmental Funds Balance Sheet to Statement of Net Position	14
Statement of Governmental Fund Revenues, Expenditures, and Changes in Fund Balances	15
Reconciliation of the Statement of Governmental Fund Revenues, Expenditures, and Changes in Fund Balances to the Statement of Activities.....	16
Notes to Financial Statements	17

REQUIRED SUPPLEMENTARY INFORMATION

Budgetary Comparison Schedule – General Fund	48
Budgetary Comparison Schedule – Fire Mitigation Fund	49
Schedule of Proportionate Share of the Net Pension Liability.....	50
Schedule of Pension Contributions	51
Schedule of Changes in the District's Total OPEB Liability and Related Ratios	52

SUPPLEMENTARY INFORMATION

Balance Sheets – Other Governmental Funds.....	53
Schedule of Revenues, Expenditures, and Changes in Fund Balance – Other Governmental Funds	54

OTHER INDEPENDENT AUDITORS' REPORTS

Independent Auditors' Report on Internal Control over Financial Reporting and on Compliance and Other Matters Based on an Audit of Financial Statements Performed in Accordance with <i>Government Auditing Standards</i>	55
---	----

Financial Section



INDEPENDENT AUDITORS' REPORT

Board of Directors
North County Fire Protection District
Fallbrook, California

Opinion

We have audited the accompanying financial statements of the governmental activities, each major fund, and the aggregate remaining fund information of the North County Fire Protection District (District) as of and for the fiscal year ended June 30, 2022, and the related notes to the financial statements, which collectively comprise the District's basic financial statements as listed in the table of contents.

In our opinion, the financial statements referred to above present fairly, in all material respects, the respective financial position of the governmental activities, each major fund, and the aggregate remaining fund information of the District, as of June 30, 2022, and the respective changes in financial position for the fiscal year then ended in accordance with accounting principles generally accepted in the United States of America.

Basis for Opinion

We conducted our audit in accordance with auditing standards generally accepted in the United States of America and the standards applicable to financial audits contained in *Government Auditing Standards*, issued by the Comptroller General of the United States. Our responsibilities under those standards are further described in the Auditor's Responsibilities for the Audit of the Financial Statements section of our report. We are required to be independent of the District and to meet our other ethical responsibilities in accordance with the relevant ethical requirements relating to our audit. We believe that the audit evidence we have obtained is sufficient and appropriate to provide a basis for our audit opinion.

Responsibilities of Management for the Financial Statements

Management is responsible for the preparation and fair presentation of the financial statements in accordance with accounting principles generally accepted in the United States of America, and for the design, implementation, and maintenance of internal control relevant to the preparation and fair presentation of financial statements that are free from material misstatement, whether due to fraud or error.

In preparing the financial statements, management is required to evaluate whether there are conditions or events, considered in the aggregate, that raise substantial doubt about the District's ability to continue as a going concern for twelve months beyond the financial statement date, including any currently known information that may raise substantial doubt shortly thereafter.

Auditor's Responsibilities for the Audit of the Financial Statements

Our objectives are to obtain reasonable assurance about whether the financial statements as a whole are free from material misstatement, whether due to fraud or error, and to issue an auditor's report that includes our opinion. Reasonable assurance is a high level of assurance but is not absolute assurance and therefore is not a guarantee that an audit conducted in accordance with generally accepted auditing standards and *Government Auditing Standards* will always detect a material misstatement when it exists. The risk of not detecting a material misstatement resulting from fraud is higher than for one resulting from error, as fraud may involve collusion, forgery, intentional omissions, misrepresentations, or the override of internal control. Misstatements are considered material if there is a substantial likelihood that, individually or in the aggregate, they would influence the judgment made by a reasonable user based on the financial statements.

In performing an audit in accordance with generally accepted auditing standards and *Government Auditing Standards*, we:

- Exercise professional judgment and maintain professional skepticism throughout the audit.
- Identify and assess the risks of material misstatement of the financial statements, whether due to fraud or error, and design and perform audit procedures responsive to those risks. Such procedures include examining, on a test basis, evidence regarding the amounts and disclosures in the financial statements.
- Obtain an understanding of internal control relevant to the audit in order to design audit procedures that are appropriate in the circumstances, but not for the purpose of expressing an opinion on the effectiveness of the District's internal control. Accordingly, no such opinion is expressed.
- Evaluate the appropriateness of accounting policies used and the reasonableness of significant accounting estimates made by management, as well as evaluate the overall presentation of the financial statements.
- Conclude whether, in our judgment, there are conditions or events, considered in the aggregate, that raise substantial doubt about the District's ability to continue as a going concern for a reasonable period of time.

We are required to communicate with those charged with governance regarding, among other matters, the planned scope and timing of the audit, significant audit findings, and certain internal control related matters that we identified during the audit.

Required Supplementary Information

Accounting principles generally accepted in the United States of America require that the management's discussion and analysis information, budgetary comparison information, schedule of proportionate share of the net pension liability, schedule of pension contributions, and schedule of changes in the District's total OPEB liability and related ratios be presented to supplement the basic financial statements. Such information, although not a part of the basic financial statements, is required by the Governmental Accounting Standards Board, who considers it to be an essential part of financial reporting for placing the basic financial statements in an appropriate operational, economic, or historical context. We have applied certain limited procedures to the required supplementary information in accordance with auditing standards generally accepted in the United States of America, which consisted of inquiries of management about the methods of preparing the information and comparing the information for consistency with management's responses to our inquiries, the basic financial statements, and other knowledge we obtained during our audit of the basic financial statements. We do not express an opinion or provide any assurance on the information because the limited procedures do not provide us with sufficient evidence to express an opinion or provide any assurance.

Prior-Year Comparative Information

The financial statements include partial prior-year comparative information. Such information does not include sufficient detail to constitute a presentation in accordance with accounting principles generally accepted in the United States of America. Accordingly, such information should be read in conjunction with the District's financial statements for the year ended June 30, 2021, from which such partial information was derived.

Other Reporting Required by *Government Auditing Standards*

In accordance with *Government Auditing Standards*, we have also issued a separate report dated January 24, 2023, on our consideration of the District's internal control over financial reporting and on our tests of its compliance with certain provisions of laws, regulations, contracts, and grant agreements and other matters. The purpose of that report is to describe the scope of our testing of internal control over financial reporting and compliance and the results of that testing, and not to provide an opinion on internal control over financial reporting or on compliance. That report is an integral part of an audit performed in accordance with *Government Auditing Standards* in considering the District's internal control over financial reporting and compliance.

Murrieta, California
January 24, 2023

NORTH COUNTY FIRE PROTECTION DISTRICT
Management's Discussion and Analysis (Unaudited)
 For the Fiscal Year Ended June 30, 2022

Management's Discussion and Analysis (MD&A) offers readers of North County Fire Protection District's financial statements a narrative overview of the District's financial activities for the fiscal year ended June 30, 2022. This MD&A presents financial highlights, an overview of the accompanying financial statements, an analysis of net position and results of operations, a current-to prior year analysis, a discussion on restrictions, commitments and limitations, and a discussion of significant activity involving capital assets and long-term debt. Please read in conjunction with the financial statements, which follow this section.

FINANCIAL HIGHLIGHTS

- The District's net position increased \$21,599,046 as a result of this year's operations.
- Total revenues from all sources increased by 12.63%, or \$2,917,424 from \$23,092,988 to \$26,010,412, from the prior year, primarily due to increases in operating and capital grant funding of \$975,278, property taxes of 835,735, and State of California special district COVID-19 relief grant.
- Total expenses for the District's operations decreased by 81.55% or \$19,500,448 from \$23,911,814 to \$4,411,366 from the prior year, primarily due to decrease in employee benefits expense of \$20,006,251.
- The District purchased new capital assets during the year in the amount of \$476,725. Depreciation expense was \$883,291.

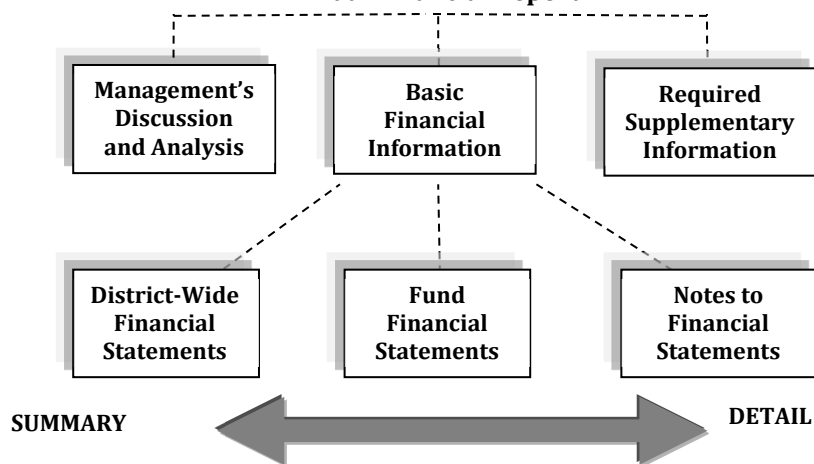
OVERVIEW OF THE FINANCIAL STATEMENTS

This annual report consists of three parts – management discussion and analysis (this section), the basic financial statements, and required supplementary information. The basic financial statements include two kinds of statements that present different views of the District:

- *District-wide financial statements* provide both short-term and long-term information about the District's overall financial status.
- *Fund financial statements* focus on individual parts of the District, reporting the District's operations in more detail than the district-wide statements.
 - The *governmental funds* statements tell how basic services were financed in the short term as well as what remains for future spending.

Figure A-1. Organization of North County Fire Protection District's Annual Financial Report

The financial statements also include *notes* that explain some of the information in the statements and provide more detailed data. Figure A-1 shows how the various parts of this annual report are arranged and related to one another.



NORTH COUNTY FIRE PROTECTION DISTRICT
Management's Discussion and Analysis (Unaudited)
For the Fiscal Year Ended June 30, 2022

OVERVIEW OF THE FINANCIAL STATEMENTS (continued)

Figure A-2 summarizes the major features of the District's financial statements, including the portion of the District's activities they cover and the types of information they contain.

Figure A-2. Major Features of the District-Wide and Fund Financial Statements

Type of Statements	District-Wide	Governmental Funds
<i>Scope</i>	Entire District	The activities of the District that are not proprietary or fiduciary, such as fire and ambulance services
<i>Required financial statements</i>	<ul style="list-style-type: none"> • Statement of Net Position • Statement of Activities 	<ul style="list-style-type: none"> • Balance Sheet • Statement of Revenues, Expenditures & Changes in Fund Balances
<i>Accounting basis and measurement focus</i>	Accrual accounting and economic resources focus	Modified accrual accounting and current financial resources focus
<i>Type of asset/liability information</i>	All assets and liabilities, both financial and capital, short-term and long-term	Only assets expected to be used up and liabilities that come due during the year or soon thereafter; no capital assets included
<i>Type of inflow/outflow information</i>	All revenues and expenses during year, regardless of when cash is received or paid	Revenues for which cash is received during or soon after the end of the year; expenditures when goods or services have been received and payment is due during the year or soon thereafter

NORTH COUNTY FIRE PROTECTION DISTRICT
Management's Discussion and Analysis (Unaudited)
For the Fiscal Year Ended June 30, 2022

OVERVIEW OF THE FINANCIAL STATEMENTS (continued)

The remainder of this overview section of management's discussion and analysis highlights the structure and contents of each of the statements.

District-Wide Statements

The district-wide statements report information about the District as a whole using accounting methods similar to those used by private-sector companies. The Statement of Net Position includes all of the District's assets and liabilities. All of the current year's revenues and expenses are accounted for in the statement of activities regardless of when cash is received or paid.

The two district-wide statements report the District's net position and how it has changed. Net position – the difference between the District's assets and deferred outflows of resources and liabilities and deferred inflows of resources – is one way to measure the District's financial health, or *position*.

- Over time, increases and decreases in the District's net position are an indicator of whether its financial position is improving or deteriorating, respectively.
- To assess the overall health of the District, you need to consider additional nonfinancial factors such as changes in the District's property tax base and the condition of buildings and other facilities.
- In the district-wide financial statements, the District's activities are categorized as *Governmental Activities*. Most of the District's basic services are included here, such as fire protection, medical transport, and administration. Local property taxes finance most of these activities.

GOVERNMENTAL FUNDS FINANCIAL STATEMENTS

Balance Sheet and Statement of Revenues, Expenditures and Changes in Fund Balance

Governmental funds are used to account for essentially the same functions reported as *governmental activities* in the government-wide financial statements. However, unlike the government-wide financial statements, governmental fund financial statements focus on *near-term inflows and outflows of spendable resources*, as well as on *balances of spendable resources* available at the end of the fiscal year. Such information may be useful in evaluating a government's near term financing requirements.

Because the focus of governmental funds is narrower than that of the government-wide financial statements, it is useful to compare the information presented for *governmental funds* with similar information presented for *governmental activities* in the government-wide financial statements. By doing so, readers may better understand the long-term impact of the government's near term financing decisions. Both the governmental fund balance sheet and the governmental fund statement of revenues, expenditures and changes in fund balance provide a reconciliation to facilitate this comparison between *governmental funds* and *governmental activities*.

NORTH COUNTY FIRE PROTECTION DISTRICT
Management's Discussion and Analysis (Unaudited)
For the Fiscal Year Ended June 30, 2022

FINANCIAL ANALYSIS AND CONDENSED FINANCIAL INFORMATION

Analysis of Net Position

Table A-1: Condensed Statement of Net Position

	<u>June 30, 2022</u>	<u>June 30, 2021</u>	<u>Change</u>
Assets:			
Current assets	\$ 15,580,112	\$ 10,954,985	\$ 4,625,127
Non-current assets	9,501,499	2,377,986	7,123,513.00
Capital assets, net	<u>11,254,300</u>	<u>11,660,866</u>	<u>(406,566)</u>
Total assets	<u>36,335,911</u>	<u>24,993,837</u>	<u>11,342,074</u>
Deferred outflows of resources	<u>19,249,006</u>	<u>18,106,270</u>	<u>1,142,736</u>
Liabilities:			
Current liabilities	4,888,187	3,952,574	935,613
Non-current liabilities	<u>31,071,932</u>	<u>42,129,784</u>	<u>(11,057,852)</u>
Total liabilities	<u>35,960,119</u>	<u>46,082,358</u>	<u>(10,122,239)</u>
Deferred inflows of resources	<u>14,349,427</u>	<u>13,341,424</u>	<u>1,008,003</u>
Net position (Deficit):			
Net investment in capital assets	6,749,065	6,597,352	151,713
Restricted	3,363,389	2,377,986	985,403
Unrestricted (Deficit)	<u>(4,837,083)</u>	<u>(25,299,013)</u>	<u>20,461,930</u>
Total net position (deficit)	<u>\$ 5,275,371</u>	<u>\$ (16,323,675)</u>	<u>\$ 21,599,046</u>

At the end of fiscal year 2022, the District shows a deficit balance in its unrestricted net position of (\$4,837,083).

Analysis of Revenues and Expenses

Table A-2: Condensed Statements of Activities

	<u>June 30, 2022</u>	<u>June 30, 2021</u>	<u>Change</u>
Program revenues	\$ 6,959,838	\$ 5,395,412	\$ 1,564,426
Expenses	<u>(4,411,366)</u>	<u>(23,911,814)</u>	<u>19,500,448</u>
Net program expense	2,548,472	(18,516,402)	21,064,874
General revenues	<u>19,050,574</u>	<u>17,697,576</u>	<u>1,352,998</u>
Change in net position	21,599,046	(818,826)	22,417,872
Net position:			
Beginning of year	<u>(16,323,675)</u>	<u>(15,504,849)</u>	<u>(818,826)</u>
End of year	<u>\$ 5,275,371</u>	<u>\$ (16,323,675)</u>	<u>\$ 21,599,046</u>

NORTH COUNTY FIRE PROTECTION DISTRICT
Management's Discussion and Analysis (Unaudited)
For the Fiscal Year Ended June 30, 2022

FINANCIAL ANALYSIS AND CONDENSED FINANCIAL INFORMATION (continued)

Analysis of Revenues and Expenses (continued)

The statement of activities shows how the government's net position changed during the fiscal year. In the case of the District, the net position of the District increased by (\$21,599,046).

Table A-3: Total Revenues

	<u>June 30, 2022</u>	<u>June 30, 2021</u>	<u>Increase (Decrease)</u>
Program revenues:			
Charges for services	\$ 5,831,458	\$ 5,242,310	\$ 589,148
Operating and capital grant funding	<u>1,128,380</u>	<u>153,102</u>	<u>975,278</u>
Total program revenues	<u>6,959,838</u>	<u>5,395,412</u>	<u>1,564,426</u>
General revenues:			
Property taxes	17,505,046	16,669,311	835,735
Rental income – cellular towers	99,488	101,223	(1,735)
State of California special district COVID-19 relief grant	1,459,698	-	1,459,698
Investment earnings	(250,966)	25,172	(276,138)
Other revenues	<u>237,308</u>	<u>901,870</u>	<u>(664,562)</u>
Total general revenues	<u>19,050,574</u>	<u>17,697,576</u>	<u>1,352,998</u>
Total revenues	<u>\$ 26,010,412</u>	<u>\$ 23,092,988</u>	<u>\$ 2,917,424</u>

Total revenues from all sources increased by 12.63%, or \$2,917,424 from \$23,092,988 to \$26,010,412, from the prior year, primarily due to increases in operating and capital grant funding of \$975,278, property taxes of 835,735, and State of California special district COVID-19 relief grant.

Table A-4: Total Expenses

	<u>June 30, 2022</u>	<u>June 30, 2021</u>	<u>Increase (Decrease)</u>
Expenses:			
Salaries and wages	\$ 10,271,502	\$ 9,984,682	\$ 286,820
Employee benefits	(12,099,247)	7,907,004	(20,006,251)
Materials and services	4,585,410	3,843,629	741,781
Depreciation expense	883,291	1,391,618	(508,327)
Interest expense	<u>770,410</u>	<u>784,881</u>	<u>(14,471)</u>
Total expenses	<u>\$ 4,411,366</u>	<u>\$ 23,911,814</u>	<u>\$ (19,500,448)</u>

Total expenses for the District's operations decreased by 81.55% or \$19,500,448 from \$23,911,814 to \$4,411,366, from the prior year, primarily due to decrease in employee benefits expense of \$20,006,251.

NORTH COUNTY FIRE PROTECTION DISTRICT
Management's Discussion and Analysis (Unaudited)
For the Fiscal Year Ended June 30, 2022

GOVERNMENTAL FUNDS FINANCIAL ANALYSIS

The focus of the District's *governmental funds* is to provide information on near-term inflows, outflows, and balances of *spendable* resources. Such information is useful in assessing the District's financing requirements. In particular, the *unreserved fund balance* may serve as a useful measure of the government's net resources for spending at the end of the fiscal year.

As of June 30, 2022, the District reported a total fund balance of \$16,261,542. An amount of \$6,618,116 constitutes the District's *unassigned fund balance*.

OPERATIONS FUND BUDGETARY HIGHLIGHTS

The final budgeted expenditures for the District's operational fund at year-end were \$1,276,370 more than actual. Actual revenues were greater than the anticipated budget by \$2,822,563. Actual revenues less expenses were under budget by \$4,098,933.

CAPITAL ASSET AND DEBT ADMINISTRATION

Capital Assets

By the end of 2021-22 the District had invested \$476,725 in new capital assets, related to the purchase of equipment for use in fire protection. (More detailed information about capital assets can be found in Note 7 to the financial statements). Total depreciation expense for the year was \$883,291.

Table A-5: Capital Assets at Year End, Net of Depreciation

	<u>Balance, June 30, 2022</u>	<u>Balance, June 30, 2021</u>
Capital assets:		
Non-depreciable assets	\$ 1,035,118	\$ 872,639
Depreciable assets	22,792,607	22,918,111
Accumulated depreciation	<u>(12,573,425)</u>	<u>(12,129,884)</u>
Total capital assets, net	<u><u>\$ 11,254,300</u></u>	<u><u>\$ 11,660,866</u></u>

Long-Term Debt

At year-end the District had \$4,505,235 in outstanding long-term debt – a decrease of 11% from last year – as shown in Table A-6. (More detailed information about the District's long-term liabilities is presented in Note 10 to the financial statements).

Table A-6: Outstanding Long-Term Debt at Year-End

	<u>Balance, June 30, 2022</u>	<u>Balance, June 30, 2021</u>
	<u><u>\$ 4,505,235</u></u>	<u><u>\$ 5,063,514</u></u>

NORTH COUNTY FIRE PROTECTION DISTRICT
Management's Discussion and Analysis (Unaudited)
For the Fiscal Year Ended June 30, 2022

FACTORS AFFECTING CURRENT AND FUTURE FINANCIAL POSITION

Management is unaware of any item that would affect the current financial position.

CONTACTING THE DISTRICT'S FINANCIAL MANAGEMENT

The District's basic financial statements are designed to present users with a general overview of the District's finances and to demonstrate the District's accountability. If you have any questions about the report or need additional information, please contact the District's Fire Chief at the North County Fire Protection District at 330 South Main Avenue, Fallbrook, California 92028 or (760) 723-2005.

NORTH COUNTY FIRE PROTECTION DISTRICT

Statement of Net Position

June 30, 2022 (With Comparative Amounts as of June 30, 2021)

	Governmental Activities	
	2022	2021
ASSETS		
Current assets:		
Cash and investments (Note 2)	\$ 13,428,485	\$ 9,130,057
Accrued interest receivable	15,112	7,135
Accounts receivable – ambulance billings, net (Note 4)	1,031,556	830,387
Other receivables (Note 5)	510,144	396,305
Deposits with Public Agencies Self-Insurance System (Note 6)	478,612	490,311
Prepaid items	116,203	100,790
Total current assets	15,580,112	10,954,985
Non-current assets:		
Restricted – cash and investments (Note 2 and 3)	3,168,303	2,236,219
Restricted – accrued interest receivable (Note 3)	3,850	3,982
Restricted – other receivables (Note 3 and 5)	191,236	137,785
Net pension asset (Note 13)	6,138,110	-
Capital assets – not being depreciated (Note 7)	1,035,118	872,639
Capital assets – being depreciated, net (Note 7)	10,219,182	10,788,227
Total non-current assets	20,755,799	14,038,852
Total assets	36,335,911	24,993,837
DEFERRED OUTFLOWS OF RESOURCES		
OPEB related deferred outflows of resources (Note 12)	1,426,755	1,512,981
Pension related deferred outflows of resources (Note 13)	17,822,251	16,593,289
Total deferred outflows of resources	19,249,006	18,106,270
LIABILITIES		
Current liabilities:		
Accounts payable and accrued expenses	360,656	287,521
Accrued payroll and related liabilities	811,888	851,754
Unearned revenue	1,509,415	403,240
Accrued interest payable	82,957	89,986
Long-term liabilities – due in one year:		
Compensated absences (Note 8)	1,000,000	1,000,000
Pension obligation bonds (Note 9)	700,000	740,000
Long-term debt (Note 10)	423,271	580,073
Total current liabilities	4,888,187	3,952,574
Non-current liabilities:		
Long-term liabilities – due in more than one year:		
Compensated absences (Note 8)	1,071,418	1,214,461
Pension obligation bonds (Note 9)	18,005,000	18,705,000
Long-term debt (Note 10)	4,081,964	4,483,441
Workers' compensation claims payable (Note 11)	3,613,804	3,516,697
Net other post-employment benefits liability (Note 12)	4,299,746	5,624,356
Net pension liability (Note 13)	-	8,585,829
Total non-current liabilities	31,071,932	42,129,784
Total liabilities	35,960,119	46,082,358
DEFERRED INFLOWS OF RESOURCES		
OPEB related deferred outflows of resources (Note 12)	1,539,171	-
Pension related deferred outflows of resources (Note 13)	12,810,256	13,341,424
Total deferred inflows of resources	14,349,427	13,341,424
NET POSITION		
Net investment in capital assets (Note 14)	6,749,065	6,597,352
Restricted (Note 3)	3,363,389	2,377,986
Unrestricted (Deficit) (Note 15)	(4,837,083)	(25,299,013)
Total net position	\$ 5,275,371	\$ (16,323,675)

The notes to financial statements are an integral part of this statement.

Regular Board Meeting Jan. 24, 2023

NORTH COUNTY FIRE PROTECTION DISTRICT

Statement of Activities

For the Fiscal Year Ended June 30, 2022

With Comparative Amounts For the Fiscal Year Ended June 30, 2021)

	<u>Governmental Activities</u>	
	<u>2022</u>	<u>2021</u>
EXPENSES:		
Fire protection, prevention and emergency medical transport:		
Operations:		
Salaries and wages	\$ 10,271,502	\$ 9,984,682
Employee benefits	(12,099,247)	7,907,004
Materials and services	4,585,410	3,843,629
Depreciation expense	883,291	1,391,618
Interest expense	770,410	784,881
Total expenses	<u>4,411,366</u>	<u>23,911,814</u>
PROGRAM REVENUES:		
Charges for services:		
Ambulance services	3,220,339	2,638,927
Fire services – California Office of Emergency Services	947,815	1,754,557
Fire prevention	438,841	252,471
Mitigation fees	696,620	375,478
Annexation fees	361,293	116,942
Administration	166,550	103,935
Operating and capital grant funding	1,128,380	153,102
Total program revenues	<u>6,959,838</u>	<u>5,395,412</u>
Net program expense	<u>(2,548,472)</u>	<u>18,516,402</u>
GENERAL REVENUES:		
Property taxes	17,505,046	16,669,311
Rental income – cellular towers	99,488	101,223
State of California special district COVID-19 relief grant	1,459,698	-
Investment earnings	(250,966)	25,172
Other revenues	237,308	901,870
Total general revenues	<u>19,050,574</u>	<u>17,697,576</u>
Change in net position	21,599,046	(818,826)
Net Position:		
Beginning of year (Deficit)	<u>(16,323,675)</u>	<u>(15,504,849)</u>
End of year (Deficit)	<u>\$ 5,275,371</u>	<u>\$ (16,323,675)</u>

NORTH COUNTY FIRE PROTECTION DISTRICT
Balance Sheet – Governmental Funds
June 30, 2022

	General Fund	Fire Mitigation Fund	Other Governmental Funds	Total Funds
ASSETS				
Assets:				
Cash and investments	\$ 13,428,485	\$ -	\$ -	\$ 13,428,485
Restricted – cash and investments	-	1,329,686	1,838,617	3,168,303
Accrued interest receivable	15,112	-	-	15,112
Restricted – accrued interest receivable	-	1,609	2,241	3,850
Accounts receivable, net	1,031,556	-	-	1,031,556
Other receivables	510,144	-	-	510,144
Restricted – other receivables	-	190,017	1,219	191,236
Deposits with PASIS	478,612	-	-	478,612
Prepaid items	116,203	-	-	116,203
Due from other funds (Note 16)	97,521	-	-	97,521
Total assets	\$ 15,677,633	\$ 1,521,312	\$ 1,842,077	\$ 19,041,022
LIABILITIES AND FUND BALANCES				
Liabilities:				
Accounts payable and accrued expenses	\$ 360,656	\$ -	\$ -	\$ 360,656
Accrued payroll and related liabilities	811,888	-	-	811,888
Unearned revenue	1,509,415	-	-	1,509,415
Due to other funds (Note 16)	-	97,521	-	97,521
Total liabilities	2,681,959	97,521	-	2,779,480
Fund Balances: (Note 17)				
Nonspendable	116,203	-	-	116,203
Restricted	-	1,521,312	1,842,077	3,363,389
Assigned	6,163,834	-	-	6,163,834
Unassigned	6,715,637	(97,521)	-	6,618,116
Total fund balance	12,995,674	1,423,791	1,842,077	16,261,542
Total liabilities and fund balance	\$ 15,677,633	\$ 1,521,312	\$ 1,842,077	\$ 19,041,022

NORTH COUNTY FIRE PROTECTION DISTRICT

*Reconciliation of the Governmental Funds Balance Sheet to the Statement of Net Position
June 30, 2022*

Fund Balances – Governmental Funds	\$ 16,261,542
Amounts reported for governmental activities in the statement of net position are different because:	
Capital assets used in governmental activities are not current financial resources and, therefore, are not reported in the governmental funds balance sheet. However, the statement of net position includes those assets as capital assets.	11,254,300
Deferred outflows of resources used in governmental activities are not current financial resources and, therefore, are not reported in the governmental funds balance sheet. However, the statement of net position includes those deferred outflows of resources.	19,249,006
Long-term liabilities applicable to the District are not due and payable in the current period and accordingly are not reported as fund liabilities. All liabilities, both current and long-term, are reported in the statement of net position as follows:	
Accrued interest payable	(82,957)
Compensated absences	(2,071,418)
Pension obligation bonds	(18,705,000)
Long-term debt	(4,505,235)
Workers' compensation claims payable	(3,613,804)
Net other post-employment benefits liability	(4,299,746)
Net pension asset (liability)	6,138,110
Deferred inflows of resources used in governmental activities are not current financial resources and, therefore, are not reported in the governmental funds balance sheet. However, the statement of net position includes those deferred inflows of resources.	<u>(14,349,427)</u>
Total adjustments	<u>(10,986,171)</u>
Net Position of Governmental Activities	<u>\$ 5,275,371</u>

NORTH COUNTY FIRE PROTECTION DISTRICT

*Statement of Revenues, Expenditures, and Changes in Fund Balances – Governmental Funds
For the Fiscal Year Ended June 30, 2022*

	<u>General Fund</u>	<u>Fire Mitigation Fund</u>	<u>Other Governmental Funds</u>	<u>Total Governmental Funds</u>
REVENUES:				
Property taxes	\$ 17,132,923	\$ -	\$ 372,123	\$ 17,505,046
Charges for services:				
Ambulance services	3,220,339	-	-	3,220,339
Fire services – CA OES	947,815	-	-	947,815
Fire prevention	438,841	-	-	438,841
Mitigation fees	-	696,620	-	696,620
Annexation fees	361,293	-	-	361,293
Administration	166,550	-	-	166,550
Operating and capital grant funding	1,128,380	-	-	1,128,380
Rental income – cellular towers	99,488	-	-	99,488
State of California special district COVID-19 relief grant	1,459,698	-	-	1,459,698
Investment earnings	(171,455)	(32,607)	(46,904)	(250,966)
Other revenues	237,308	-	-	237,308
Total revenues	<u>25,021,180</u>	<u>664,013</u>	<u>325,219</u>	<u>26,010,412</u>
EXPENDITURES:				
Current:				
Salaries and wages	10,414,545	-	-	10,414,545
Employee benefits	4,084,035	-	-	4,084,035
Materials and services	4,484,474	-	3,829	4,488,303
Capital outlay	476,725	-	-	476,725
Debt service:				
Principal	1,298,279	-	-	1,298,279
Interest	777,439	-	-	777,439
Total expenditures	<u>21,535,497</u>	<u>-</u>	<u>3,829</u>	<u>21,539,326</u>
Net Changes in Fund Balance	3,485,683	664,013	321,390	4,471,086
FUND BALANCES:				
Beginning of year	<u>9,509,991</u>	<u>759,778</u>	<u>1,520,687</u>	<u>11,790,456</u>
End of year	<u>\$ 12,995,674</u>	<u>\$ 1,423,791</u>	<u>\$ 1,842,077</u>	<u>\$ 16,261,542</u>

NORTH COUNTY FIRE PROTECTION DISTRICT

*Reconciliation of the Governmental Funds Statement of Revenues, Expenditures, and Changes
in Fund Balances to the Statement of Activities
For the Fiscal Year Ended June 30, 2022*

Net Change in Fund Balances – Governmental Funds	<u>\$ 4,471,086</u>
Amounts reported for governmental activities in the statement of activities is different because:	
Some expenses reported in the statement of activities do not require the use of current financial resources. Therefore, those expenses are not reported as expenditures in governmental funds as follows:	
Change in compensated absences	143,043
Change in accrued interest payable	7,029
Change in workers' compensation claims payable	(97,107)
Change in net other post-employment benefits obligations and related deferred resources	(300,787)
Change in net pension liability/asset and related deferred resources	16,484,069
Governmental funds report capital outlay as expenditures. However, in the statement of activities the cost of those capitalized assets is allocated over their estimated useful lives as depreciation expense.	
Capital outlay	476,725
Depreciation expense	(883,291)
Principal repayment of long-term debt obligations are reported as expenditures in governmental funds. However, principal repayments reduce liabilities in the statement of net position and do not result in expenses in the statement of activities.	<u>1,298,279</u>
Total adjustments	<u>17,127,960</u>
Change in Net Position of Governmental Activities	<u><u>\$ 21,599,046</u></u>

NORTH COUNTY FIRE PROTECTION DISTRICT

Notes to Financial Statements

June 30, 2022

NOTE 1 – DESCRIPTION OF ORGANIZATION AND SIGNIFICANT ACCOUNTING POLICIES

A. Description of Organization

The North County Fire Protection District (the District) provides fire and emergency medical services to the taxpayers and residents in the Fallbrook, Rainbow, and Bonsall communities of northern San Diego County. The District's governmental powers are exercised through a five-member board of directors.

B. Reporting Entity

A reporting entity is comprised of the primary government, component units, and other organizations that are included to ensure the financial statements are not misleading. The primary government of the District consists of all funds, departments, and agencies that are not legally separate from the District.

Component units are legally separate organizations for which the District is financially accountable. Component units may also include organizations that are fiscally dependent on the District, in that the District approves their budget, the issuance of their debt or the levying of their taxes. In addition, component units are other legally separate organizations for which the District is not financially accountable but the nature and significance of the organization's relationship with the District is such that exclusion would cause the District's financial statements to be misleading or incomplete.

The District has identified no organizations that are required to be reported as component units.

C. Basis of Presentation, Basis of Accounting

1. Basis of Presentation

Government-Wide Financial Statements

The statement of net position and the statement of activities display information about the primary government (the District) and its component units. These statements include the financial activities of the overall government. Eliminations have been made to minimize the double-counting of internal activities. Governmental activities generally are financed through taxes, intergovernmental revenues, other nonexchange transactions, and charges for services.

The statement of activities presents a comparison between direct expenses and program revenues for each function of the District's governmental activities. Direct expenses are those that are specifically associated with a program or function and, therefore, are clearly identifiable to a particular function. Program revenues include (a) charges paid by the recipients of goods or services offered by the programs and (b) grants and contributions that are restricted to meeting the operational or capital requirements of a particular program. Revenues that are not classified as program revenues, including all taxes, are presented as general revenues.

Major Governmental Funds

The District maintains the following major governmental funds:

General Fund: This fund is used to account for all financial resources of the District, except those required to be accounted for in another fund when necessary.

NORTH COUNTY FIRE PROTECTION DISTRICT

Notes to Financial Statements

June 30, 2022

NOTE 1 – DESCRIPTION OF ORGANIZATION AND SIGNIFICANT ACCOUNTING POLICIES (continued)

C. Basis of Presentation, Basis of Accounting (continued)

1. Basis of Presentation (continued)

Major Governmental Funds (continued)

Special Revenue Funds:

Fire Mitigation Fund: This fund is used to account for San Diego County Mitigation fees collected from applications for building permits in the District's service area. Mitigation fees paid under this program shall be used to expand the availability of capital facilities and equipment to serve new developments.

Non-Major Governmental Funds

Other Governmental Funds:

Rainbow Subzone-Operations Fund: This fund is used to account for revenues collected and restricted for expenditures made in the Rainbow Subzone service area.

The Rainbow Subzone-Fire Mitigation Fund: This fund is used to account for San Diego County Mitigation fees collected from applications for building permits in the District's service area. Mitigation fees paid under this program shall be used to expand the availability of capital facilities and equipment to serve new developments.

2. Measurement Focus, Basis of Accounting

Government-Wide Financial Statements

The government-wide financial statements are reported using the economic resources measurement focus and the accrual basis of accounting. Revenues are recorded when earned and expenses are recorded at the time liabilities are incurred, regardless of when the related cash flows take place. Nonexchange transactions, in which the District gives (or receives) value without directly receiving (or giving) equal value in exchange, include property taxes, grants, entitlements, and donations. On an accrual basis, revenue from property taxes is recognized in the fiscal year in which all eligibility requirements have been satisfied.

Governmental Fund Financial Statements

Governmental funds are reported using the current financial resources measurement focus and the modified accrual basis of accounting. Under this method, revenues are recognized when measurable and available. Expenditures are recorded when the related fund liability is incurred, except for principal and interest on general long-term debt, claims and judgments, and compensated absences, which are recognized as expenditures to the extent they have matured. Capital asset acquisitions are reported as expenditures in governmental funds. Proceeds of general long-term debt and financing from capital leases are reported as other financing sources.

NORTH COUNTY FIRE PROTECTION DISTRICT

Notes to Financial Statements

June 30, 2022

NOTE 1 – DESCRIPTION OF ORGANIZATION AND SIGNIFICANT ACCOUNTING POLICIES (continued)

C. Basis of Presentation, Basis of Accounting (continued)

3. Revenues - Exchange and Non-Exchange Transactions

Revenue resulting from exchange transactions, in which each party gives and receives essentially equal value, is recorded on the accrual basis when the exchange takes place. On a modified accrual basis, revenue is recorded in the fiscal year in which the resources are measurable and become available. Available means that the resources will be collected within the current fiscal year. Generally, available is defined as collectible within 60 days.

Non-exchange transactions, in which the District receives value without directly giving equal value in return, include property taxes, certain grants, entitlements, and donations. Revenue from property taxes is recognized in the fiscal year in which the taxes are received. Revenue from certain grants, entitlements, and donations is recognized in the fiscal year in which all eligibility requirements have been satisfied. Eligibility requirements include time and purpose requirements. On a modified accrual basis, revenue from non-exchange transactions must also be available before it can be recognized.

D. Assets, Deferred Outflows of Resources, Liabilities, Deferred Inflows of Resources, and Net Position

1. Cash and Investments

For purposes of the statement of cash flows, the District considers all highly liquid investments with a maturity of three months or less, when purchased, to be cash equivalents. Cash deposits are reported at carrying amount, which reasonably estimates fair value.

Investments are reported at fair value except for short-term investments, which are reported at cost, which approximates fair value. Cash deposits are reported at carrying amount, which reasonably estimates fair value. Investments in governmental investment pools are reported at fair value based on the fair value per share of the pool's underlying portfolio.

In accordance with fair value measurements, the District categorizes its assets and liabilities measured at fair value into a three-level hierarchy based on the priority of the inputs to the valuation technique used to determine fair value. The fair value hierarchy gives the highest priority to quoted prices in active markets for identical assets or liabilities (Level 1) and the lowest priority to unobservable inputs (Level 3). If the inputs used in the determination of the fair value measurement fall within different levels of the hierarchy, the categorization is based on the lowest level input that is significant to the fair value measurement.

Financial assets and liabilities recorded on the balance sheet are categorized based on the inputs to the valuation techniques as follows:

Level 1 – Inputs that reflect unadjusted quoted prices in active markets for identical investments, such as stocks, corporate and government bonds. The District has the ability to access the holding and quoted prices as of the measurement date.

Level 2 – Inputs, other than quoted prices, that are observable for the asset or liability either directly or indirectly, including inputs from markets that are not considered to be active.

NORTH COUNTY FIRE PROTECTION DISTRICT

Notes to Financial Statements

June 30, 2022

NOTE 1 – DESCRIPTION OF ORGANIZATION AND SIGNIFICANT ACCOUNTING POLICIES (continued)

D. Assets, Deferred Outflows of Resources, Liabilities, Deferred Inflows of Resources, and Net Position (continued)

1. Cash and Investments (continued)

Level 3 – Inputs that are unobservable. Unobservable inputs reflect the District’s own assumptions about the factors market participants would use in pricing an investment, and is based on the best information available in the circumstances.

2. Accounts Receivable and Allowance for Doubtful Accounts

Accounts receivable – ambulance billings consist of amounts owed by individuals for services rendered for ambulance transport. Uncollectable accounts are based on prior experience and management’s assessment of the collectability of existing accounts. As of June 30, 2022, an allowance for doubtful accounts has been recorded for those uncollectable accounts (see Note 4).

3. Capital Assets

Capital assets are stated at cost or at their estimated fair value at date of donation. It is the District’s policy to capitalize assets costing over \$5,000. The provision for depreciation is computed using the straight-line method over the estimated service lives of the capital assets.

Estimated service lives for the District’s classes of assets are as follows:

Description	Estimated Lives
Structures and Improvements	10-50 years
Hydrants	10 years
Equipment and Vehicles	5-20 years

4. Deferred Outflows/Inflows of Resources

In addition to assets, the statement of net position reports a separate section for deferred outflows of resources. This separate financial statement element, *deferred outflows of resources*, represents a consumption of net assets that applies to a future period and so will not be recognized as an outflow of resources (expense/expenditure) until then.

In addition to liabilities, the statement of net position reports a separate section for deferred inflows of resources. This separate financial statement element, *deferred inflows of resources*, represents an acquisition of net assets that applies to a future period and will not be recognized as an inflow of resources (revenue) until that time.

5. Compensated Absences

The District’s policy is to permit full time employees to accumulate earned vacation time and sick leave. Earned vacation time shall be earned by each employee subject to the accrual limitations and policies as defined by District policies. Such unused compensation is calculated at the employees’ then prevalent hourly rate at the time of retirement or termination. Whereas vacation time is compensated at 100% of accumulated hours, sick leave is accrued and compensated only at retirement or termination based on the years of employment.

NORTH COUNTY FIRE PROTECTION DISTRICT

Notes to Financial Statements

June 30, 2022

NOTE 1 – DESCRIPTION OF ORGANIZATION AND SIGNIFICANT ACCOUNTING POLICIES (continued)

D. Assets, Deferred Outflows of Resources, Liabilities, Deferred Inflows of Resources, and Net Position (continued)

6. Pensions

For purposes of measuring the net pension liability and deferred outflows/inflows of resources related to pensions, and pension expense, information about the fiduciary net position of the District's California Public Employees' Retirement System (CalPERS) plan and addition to/deductions from the Plans fiduciary net position have been determined on the same basis as they are reported by CalPERS. For this purpose, benefit payments (including refunds of employee contributions) are recognized when due and payable in accordance with the benefit terms. Investments are reported at fair value.

The following timeframes are used for pension reporting:

Valuation Date June 30, 2020
Measurement Date June 30, 2021
Measurement Period July 1, 2020 to June 30, 2021

Gains and losses related to changes in total pension liability and fiduciary net position are recognized in pension expense systematically over time. The first amortized amounts are recognized in pension expense for the year the gain or loss occurs. The remaining amounts are categorized as deferred outflows and deferred inflows of resources related to pensions and are to be recognized in future pension expense. The amortization period differs depending on the source of the gain or loss. The difference between projected and actual earnings is amortized straight-line over 5 years. All other amounts are amortized straight-line over the average expected remaining service lives of all members that are provided with benefits (active, inactive and retirees) as of the beginning of the measurement period.

7. Postemployment Benefits Other Than Pensions (OPEB)

For purposes of measuring the net OPEB liability, deferred outflows of resources and deferred inflows of resources related to OPEB, and OPEB expense, information about the fiduciary net position of the District's Retiree Benefits Plan ("the Plan") and additions to/deductions from the Plan's fiduciary net position have been determined on the same basis as they are reported by the Plan. For this purpose, the Plan recognizes benefit payments when due and payable in accordance with the benefit terms. Investments are reported at fair value, except for money market investments which are reported at cost.

The following timeframes are used for OPEB reporting:

Valuation Date June 30, 2020
Measurement Date June 30, 2021
Measurement Period July 1, 2020 to June 30, 2021

NORTH COUNTY FIRE PROTECTION DISTRICT

Notes to Financial Statements

June 30, 2022

NOTE 1 – DESCRIPTION OF ORGANIZATION AND SIGNIFICANT ACCOUNTING POLICIES (continued)

E. Assets, Deferred Outflows of Resources, Liabilities, Deferred Inflows of Resources, and Net Position (continued)

8. Net Position

Net position is classified into three components: net investment in capital assets; restricted; and unrestricted. These classifications are defined as follows:

- **Net investment in capital assets** - This component of net position consists of capital assets, including restricted capital assets, net of accumulated depreciation and reduced by the outstanding balances of any bonds, mortgages, notes, or other borrowings that are attributable to the acquisition, construction, or improvement of those assets. If there are significant unspent related debt proceeds at year-end, the portion of the debt attributable to the unspent proceeds are not included in the calculation of net investment in capital assets. Rather, that portion of the debt is included in the same net position component as the unspent proceeds.
- **Restricted** - This component of net position consists of constraints placed on net position use through external constraints imposed by creditors (such as through debt covenants), grantors, contributors, or laws or regulations of other governments or constraints imposed by law through constitutional provisions or enabling legislation.
- **Unrestricted net position** - This component of net position consists of net position that does not meet the definition of "net investment in capital assets" or "restricted".

When both restricted and unrestricted resources are available for use, it is the District's policy to use restricted resources first, then unrestricted resources as they are needed.

9. Fund Balances

The fund balance for governmental funds is reported in classifications based on the extent to which the government is bound to honor constraints on the specific purposes for which amounts in those funds can be spent.

Nonspendable: Fund balance is reported as nonspendable when the resources cannot be spent because they are either in a nonspendable form or legally or contractually required to be maintained intact. Resources in nonspendable form include inventories and prepaid assets.

Restricted: Fund balance is reported as restricted when the constraints placed on the use of resources are either externally imposed by creditors, grantors, contributors, or laws or regulations of other governments; or imposed by law through constitutional provision or by enabling legislation.

Committed: The District's highest decision-making level of authority rests with the District's Board. Fund balance is reported as committed when the Board passes a resolution that places specified constraints on how resources may be used. The Board can modify or rescind a commitment of resources through passage of a new resolution.

Assigned: Resources that are constrained by the District's intent to use them for a specific purpose, but are neither restricted nor committed, are reported as assigned fund balance. Intent may be expressed by either the Board, committees (such as budget or finance), or officials to which the Board has delegated authority.

NORTH COUNTY FIRE PROTECTION DISTRICT

Notes to Financial Statements

June 30, 2022

NOTE 1 – DESCRIPTION OF ORGANIZATION AND SIGNIFICANT ACCOUNTING POLICIES (continued)

D. Assets, Deferred Outflows of Resources, Liabilities, Deferred Inflows of Resources, and Net Position (continued)

8. Fund Balances (continued)

Unassigned: Unassigned fund balance represents fund balance that has not been restricted, committed, or assigned and may be utilized by the District for any purpose. When expenditures are incurred, and both restricted and unrestricted resources are available, it is the District's policy to use restricted resources first, then unrestricted resources in the order of committed, assigned, and then unassigned, as they are needed.

E. Use of Estimates

The preparation of financial statements in conformity with generally accepted accounting principles requires management to make estimates and assumptions that affect the reported amounts of assets and liabilities and disclosure of contingent assets and liabilities at the date of the financial statements and the reported amounts of revenues and expenditures during the reported period. Actual results could differ from those estimates.

F. Property Taxes

The San Diego County Assessor's Office assesses all real and personal property within the County each year. The San Diego County Tax Collector's Office bills and collects the District's share of property taxes and voter-approved taxes. The San Diego County Auditor-Controller's Office remits current property tax collections to the District throughout the year. Property tax in California is levied in accordance with Article XIII A of the State Constitution at one percent (1%) of countywide assessed valuations.

Property taxes receivable at year-end are related to property taxes collected by San Diego County, which have not been credited to the District's cash balance as of June 30. The property tax calendar is as follows:

Lien date	March 1
Levy date	July 1
Due dates	November 1 and March 1
Collection dates	December 10 and April 10

Property taxes levied are recorded as revenue when received, in the fiscal year of levy, because of the adoption of the *alternate method of property tax distribution* known as the Teeter Plan, by the District and San Diego County. The Teeter Plan authorizes the County Auditor-Controller to allocate 100% of the secured property tax billed but not yet received or paid to the District. San Diego County remits tax proceeds to the District in installments during the fiscal year.

NORTH COUNTY FIRE PROTECTION DISTRICT
Notes to Financial Statements
June 30, 2022

NOTE 2 – CASH AND INVESTMENTS

Cash and investments at June 30, 2022, were categorized on the statement of net position as follows:

<u>Description</u>	<u>Balance</u>
Cash and investments	\$ 13,428,485
Restricted – cash and investments	<u>3,168,303</u>
Total cash and investments	<u>\$ 16,596,788</u>

Cash and investments at June 30, 2022, consisted of the following:

<u>Description</u>	<u>Balance</u>
Cash on hand	\$ 118
Demand deposits held with financial institutions	2,823,432
California Local Agency Investment Fund (LAIF)	6,677,189
San Diego County Pooled Investment Fund (SDCPIF)	<u>7,096,049</u>
Total cash and investments	<u>\$ 16,596,788</u>

Demand Deposits

At June 30, 2022, the carrying amount of the District’s demand deposits was \$2,823,432, and the financial institutions balances totaled \$2,960,920. The net difference represents outstanding checks, deposits-in-transit and/or other reconciling items.

Custodial Credit Risk – Deposits

Custodial credit risk is the risk that in the event of a bank failure, the District’s deposits may not be returned to it. The District does not have a policy for custodial credit risk for deposits. Cash balances held in banks are insured up to \$250,000 by the Federal Depository Insurance Corporation (FDIC) and are collateralized by the respective financial institutions. In addition, the *California Government Code* requires that a financial institution secure deposits made by State or local governmental units by pledging securities in an undivided collateral pool held by a depository regulated under State law (unless so waived by the governmental unit). The market value of the pledged securities in the collateral pool must equal at least 110 percent of the total amount deposited by the public agencies. California law also allows financial institutions to secure public deposits by pledging first trust deed mortgage notes having a value of 150 percent of the secured public deposits and letters of credit issued by the Federal Home Loan Bank of San Francisco having a value of 105 percent of the secured deposits.

California Local Agency Investment Fund (LAIF)

The California State Treasurer, through the Pooled Money Investment Account (PMIA), invests taxpayers’ money to manage the State’s cash flow and strengthen the financial security of local governmental entities. PMIA policy sets as primary investment objectives safety, liquidity and yield. Through the PMIA, the Investment Division manages the Local Agency Investment Fund (LAIF). The LAIF allows cities, counties and special districts to place money in a major portfolio and, at no additional costs to taxpayers, use the expertise of Investment Division staff. Participating agencies can withdraw their funds from the LAIF at any time as LAIF is highly liquid and carries a dollar-in dollar-out amortized cost methodology.

NORTH COUNTY FIRE PROTECTION DISTRICT

Notes to Financial Statements

June 30, 2022

NOTE 2 – CASH AND INVESTMENTS (continued)

California Local Agency Investment Fund (LAIF) (Continued)

The District is a voluntary participant in LAIF. The fair value of the District's investment in this pool is reported at an amount based upon the District's pro-rata share of the fair value provided by LAIF for the entire LAIF portfolio (in relation to the amortized cost of the of that portfolio). The balance available for withdrawal is based on the accounting records maintained by LAIF. LAIF is not categorized under the fair value hierarchy established by GAAP as it is held at an amortized cost basis and it is Not Rated under the current credit risk ratings format. For financial reporting purposes, the District considers LAIF a cash equivalent due to its highly liquid nature and dollar-in dollar-out amortized cost methodology. As of June 30, 2022, the District held \$6,677,189 in LAIF.

San Diego County Treasury Investment Pool (SDCTIP)

The District is a voluntary participant in the San Diego County Treasury Investment Pool (SDCTIP) pursuant to Government Code Section 53694. The cash flow needs of participants are monitored daily to ensure that sufficient liquidity is maintained to meet the needs of those participants. At the time deposits are made, the San Diego County Treasurer may require the depositing entity to provide annual cash flow projections or an anticipated withdrawal schedule for deposits in excess of \$1 million. Projections are performed no less than semi-annually. In accordance with Government Code Section 27136, all request for withdrawal of funds for the purpose of investing or deposits the funds elsewhere shall be evaluated to ensure the proposed withdrawal will not adversely affect the principal deposits of the other participants. Pool detail may be obtained from the Treasurer-Tax Collector – San Diego Administration Center – 1600 Pacific Hwy, Room 162 – San Diego, CA 92101 or the Treasurer and Tax Collector's office website at www.sdttc.com. As of June 30, 2022, the District had \$7,096,049 in the SDCTIP.

NOTE 3 – RESTRICTED – CASH AND INVESTMENTS AND RESTRICTED NET POSITION

Restricted assets and restricted net position as of June 30, 2022, were categorized as follows:

Description	Balance
Restricted – cash and investments	\$ 3,168,303
Restricted – accrued interest receivable	3,850
Restricted – other receivables	191,236
Total restricted net position	\$ 3,363,389

Restricted assets and restricted net position as of June 30, 2022, were received from mitigation fees for capital expenditures and operational revenue for the Rainbow Sub-zone.

NOTE 4 – ACCOUNTS RECEIVABLE – AMBULANCE BILLINGS, NET

Accounts receivable – ambulance billings, net as of June 30, 2022, consisted of the following:

Description	Balance
Accounts receivable – ambulance billings	\$ 1,875,557
Allowance for doubtful accounts	(844,001)
Total accounts receivable – ambulance billings, net	\$ 1,031,556

NORTH COUNTY FIRE PROTECTION DISTRICT
Notes to Financial Statements
June 30, 2022

NOTE 5 - OTHER RECEIVABLES

Other receivables at June 30, 2022, were categorized on the statement of net position as follows:

<u>Description</u>	<u>Balance</u>
Other receivables	\$ 510,144
Restricted – other receivables	191,236
Total other receivables	<u>\$ 701,380</u>

Other receivables at June 30, 2022, consisted of the following:

<u>Description</u>	<u>Balance</u>
Property taxes receivable	\$ 87,717
Mitigation fees receivable	190,017
Other receivables	423,646
Total other receivables	<u>\$ 701,380</u>

NORTH COUNTY FIRE PROTECTION DISTRICT

Notes to Financial Statements

June 30, 2022

NOTE 6 – DEPOSITS WITH PUBLIC AGENCIES SELF INSURANCE SYSTEM (PASIS)

The District is one of seven Members in the Public Agency Self-Insurance System (PASIS). PASIS is a joint-powers authority which was established in 1977 for the purpose of operating and maintaining a cooperative program of self-insurance and risk management for workers’ compensation for its Members.

PASIS’s purpose is to provide for the collection of workers’ compensation claims data, purchase claims examiner services, general counsel services and excess insurance coverage. Members are responsible for paying their own claims and related expenses for workers’ compensation related injuries. PASIS requires active Members to maintain a minimum base funding of 125% of a Members’ self-insured retention plus a 15% increase for Members with annual payroll in excess of \$1.8 million. The deductible for self-insured retention selected by the District is \$300,000. PASIS carries excess insurance through a joint powers authority to cover amounts over the self-insured retention.

As of June 30, 2022, the District had \$478,612 on deposit with PASIS. Further information in regards to PASIS is as follows:

- A. **Entity** Public Agency Self-Insurance System (PASIS)
- B. **Purpose** To pool member resources and realize the advantages of a self-insurance reserve for workers' compensation
- C. **Participants** As of June 30, 2022 – Seven member agencies
- D. **Governing board** Seven representatives employed/appointed by members
- E. **District payments for FY 2021:**
 - Contribution \$0
- F. **Condensed financial information** June 30, 2022
 - Audit signed July 31, 2022

Statement of net position:	<u>June 30, 2022</u>	<u>District Share</u>
Total assets	\$ 3,450,905	\$ 478,612
Total liabilities	-	-
Net position	<u>\$ 3,450,905</u>	<u>\$ 478,612</u>
Statement of revenues, expenses and changes in net position:		
Total revenues	\$ -	\$ -
Total expenses	(84,216)	(11,699)
Change in net position	(84,216)	(11,699)
Beginning - net position	3,535,121	490,311
Ending - net position	<u>\$ 3,450,905</u>	<u>\$ 478,612</u>
G. District's share of year-end financial position	<u>100.00%</u>	<u>13.87%</u>

NORTH COUNTY FIRE PROTECTION DISTRICT
Notes to Financial Statements
 June 30, 2022

NOTE 7 – CAPITAL ASSETS

Changes in capital assets for the year were as follows:

	<u>Balance</u> <u>July 1, 2021</u>	<u>Additions/</u> <u>Transfers</u>	<u>Deletions/</u> <u>Transfers</u>	<u>Balance</u> <u>June 30, 2022</u>
Non-depreciable capital assets:				
Land	\$ 872,639	\$ -	\$ -	\$ 872,639
Construction-in-process	-	162,479	-	162,479
Total non-depreciable capital assets	<u>872,639</u>	<u>162,479</u>	<u>-</u>	<u>1,035,118</u>
Depreciable capital assets:				
Structures and improvements	9,689,091	56,775	-	9,745,866
Hydrants	267,523	-	-	267,523
Equipment and vehicles	12,961,497	257,471	(439,750)	12,779,218
Total depreciable capital assets	<u>22,918,111</u>	<u>314,246</u>	<u>(439,750)</u>	<u>22,792,607</u>
Accumulated depreciation:				
Structures and improvements	(3,478,095)	(177,061)	-	(3,655,156)
Hydrants	(267,523)	-	-	(267,523)
Equipment and vehicles	(8,384,266)	(706,230)	439,750	(8,650,746)
Total accumulated depreciation	<u>(12,129,884)</u>	<u>(883,291)</u>	<u>439,750</u>	<u>(12,573,425)</u>
Total depreciable capital assets, net	<u>10,788,227</u>	<u>(569,045)</u>	<u>-</u>	<u>10,219,182</u>
Total capital assets, net	<u>\$ 11,660,866</u>	<u>\$ (406,566)</u>	<u>\$ -</u>	<u>\$ 11,254,300</u>

NOTE 8 – COMPENSATED ABSENCES

Compensated absences comprise unpaid vacation leave which is accrued as earned. The District's liability for compensated absences is determined annually.

The changes to the compensated absences balance at June 30, 2022 were as follows:

<u>Balance</u> <u>July 1, 2021</u>	<u>Additions</u>	<u>Deletions</u>	<u>Balance</u> <u>June 30, 2022</u>	<u>Current</u> <u>Portion</u>	<u>Long-term</u> <u>Portion</u>
<u>\$ 2,214,461</u>	<u>\$ 818,945</u>	<u>\$ (961,988)</u>	<u>\$ 2,071,418</u>	<u>\$ 1,000,000</u>	<u>\$ 1,071,418</u>

NORTH COUNTY FIRE PROTECTION DISTRICT

Notes to Financial Statements

June 30, 2022

NOTE 9 – PENSION OBLIGATION BONDS

Changes in pension obligation bonds amounts for the year ended June 30, 2022, was as follows:

<u>Balance</u> <u>July 1, 2021</u>	<u>Additions</u>	<u>Deletions</u>	<u>Balance</u> <u>June 30, 2022</u>	<u>Current</u> <u>Portion</u>	<u>Long-term</u> <u>Portion</u>
\$ 19,445,000	\$ -	\$ (740,000)	\$ 18,705,000	\$ 700,000	\$ 18,005,000

On June 1, 2020, the District issued 2020 Taxable Pension Obligation Bonds in the amount of \$20,305,000. The 2020 bonds were placed with U.S. Bank National Association. The bonds were issued to (a) finance a portion of the District’s unfunded accrued liability to the California Public Employees’ Retirement System (CalPERS) for the benefit of the District’s employees and to pay a portion of current normal costs, and (b) pay the costs incurred in connection with the issuance of the bonds. The bonds bear variable interest rates ranging from 1.355% to 3.568% and are payable semiannually on June 1 and December 1 of each year, commencing December 1, 2021 until maturity or earlier redemption. The bonds mature in fiscal year 2040. Total principal and interest remaining on the bonds as of June 30, 2022 is \$25,205,119. Future remaining payments are as follows:

<u>Fiscal Year</u>	<u>Principal</u>	<u>Interest</u>	<u>Total</u>
2023	\$ 700,000	\$ 550,658	\$ 1,250,658
2024	725,000	539,578	1,264,578
2025	715,000	527,049	1,242,049
2026	705,000	513,622	1,218,622
2027	695,000	497,597	1,192,597
2028-2032	4,820,000	2,189,342	7,009,342
2033-2037	6,165,000	1,380,420	7,545,420
2038-2040	4,180,000	301,853	4,481,853
Total	18,705,000	\$ 6,500,119	\$ 25,205,119
Current	(700,000)		
Long-term	\$ 18,005,000		

Bond Provisions

The obligations of the District under the bonds, including the obligation to make all payments of interest and principal when due, are obligations of the District imposed by law and are absolute and unconditional, without any right of set-off or counterclaim. The bonds do not constitute an obligation of the District for which the District is obligated to levy or pledge any form of taxation. Neither the bonds nor the obligations of the District to make payments on the bonds constitute an indebtedness of the District, the State of California, or any of its political subdivisions in contravention of any constitutional or statutory debt limitation or restriction. For the purpose of paying the principal of and interest on the bonds, the District’s council has covenanted under the trust agreement, to take such actions annually as are necessary or appropriate to cause the debt service on the bonds due in any fiscal year to be included in the budget for such fiscal year and to make the necessary appropriations therefor from any legally available funds to ensure that sufficient sums are available to pay the annual principal of and interest on the bonds as the same become due.

NORTH COUNTY FIRE PROTECTION DISTRICT

Notes to Financial Statements

June 30, 2022

NOTE 9 – PENSION OBLIGATION BONDS (continued)

Bond Provisions (continued)

The bonds maturing on or before June 1, 2035, are not subject to optional redemption prior to their respective stated maturities. The bonds maturing on and after June 1, 2035, are subject to optional redemption from any source of available funds of the District, prior to their respective maturities, in whole or in part among maturities as specified by the District, and by lot within a maturity, on any date on or after June 1, 2035, at a redemption price equal to the principal amount of the bonds to be redeemed, plus accrued interest thereon to the date of redemption, without premium.

The bonds maturing on June 1, 2035 to June 1, 2040, are also subject to mandatory sinking fund redemption on June 1 in the years, and in the amounts, as set forth in the official statement at a redemption price equal to one hundred percent (100%) of the principal amount thereof to be redeemed (without premium), together with interest accrued thereon to the date fixed for redemption.

The following events constitute events of default under the trust agreement: (a) if default shall be made in the due and punctual payment of the principal of any bond when and as the same shall become due and payable, whether at maturity as therein expressed, by declaration or otherwise; (b) if default shall be made in the due and punctual payment of any installment of interest on any bond when and as such interest installment shall become due and payable; (c) if default shall be made by the District in the observance of any of the covenants, agreements or conditions on its part in the trust agreement or in the bonds contained, and such default shall have continued for a period of thirty (30) days after written notice thereof to the District; or (d) if the District shall file a petition seeking reorganization or arrangement under the federal bankruptcy laws or any other applicable law of the United States of America, or if a court of competent jurisdiction shall approve a petition, seeking reorganization of the District under the federal bankruptcy laws or any other applicable law of the United States of America, or if, under the provisions of any other law for the relief or aid of debtors, any court of competent jurisdiction shall assume custody or control of the District or of the whole or any substantial part of its property. A bondholder may exercise any remedies available pursuant to the law or the trust agreement if an event of default occurs under the trust agreement.

NORTH COUNTY FIRE PROTECTION DISTRICT
Notes to Financial Statements
 June 30, 2022

NOTE 10 – LONG-TERM DEBT OBLIGATIONS PAYABLE

Changes in long-term debt obligations payable amounts for the year ended June 30, 2022, were as follows:

<u>Long-Term Debt</u>	<u>Balance</u>			<u>Balance</u> <u>June 30, 2022</u>	<u>Current</u> <u>Portion</u>	<u>Long-term</u> <u>Portion</u>
	<u>July 1, 2021</u>	<u>Additions</u>	<u>Payments</u>			
Bond payable – Station No. 5	\$ 2,256,000	\$ -	\$ (139,000)	\$ 2,117,000	\$ 146,000	\$ 1,971,000
Capital lease payable – ambulance II	44,345	-	(44,345)	-	-	-
Capital lease payable – EKG monitors	121,333	-	(60,667)	60,666	60,666	-
Capital lease payable - radios	147,157	-	(147,157)	-	-	-
Capital lease payable - equipment	1,357,565	-	(81,634)	1,275,931	84,903	1,191,028
Loan payable – solar project I	287,828	-	(16,259)	271,569	49,287	222,282
Loan payable – solar project II	174,752	-	(5,412)	169,340	16,407	152,933
Loan payable – administrative building	674,534	-	(63,805)	610,729	66,008	544,721
	<u>\$ 5,063,514</u>	<u>\$ -</u>	<u>\$ (558,279)</u>	<u>\$ 4,505,235</u>	<u>\$ 423,271</u>	<u>\$ 4,081,964</u>

Bonds Payable

On September 9, 2013, the District issued bonds for the par amount of \$3,126,000. The proceeds were used for the construction of station no. 5. The bond’s coupon rate is at 4.35% per annum, and matures on September 1, 2033, with annual debt service payments which include principal and interest. The loan is payable until September 2033. Future remaining payments are as follows:

<u>Fiscal Year</u>	<u>Principal</u>	<u>Interest</u>	<u>Total</u>
2023	\$ 146,000	\$ 90,545	\$ 236,545
2024	151,000	84,129	235,129
2025	158,000	77,474	235,474
2026	166,000	70,513	236,513
2027	174,000	63,227	237,227
2028-2032	985,000	195,163	1,180,163
2033-2034	337,000	14,768	351,768
Total	2,117,000	\$ 595,819	\$ 2,712,819
Current	<u>(146,000)</u>		
Long-term	<u>\$ 1,971,000</u>		

NORTH COUNTY FIRE PROTECTION DISTRICT

Notes to Financial Statements

June 30, 2022

NOTE 10 – LONG-TERM DEBT OBLIGATIONS PAYABLE (continued)

Capital Lease Payable – Ambulance II

The District entered into a capital lease for the purchase of an ambulance for \$208,592 at a 3.15% interest rate. Annual principal and interest payments are due on March 1 each year. The District paid-off the capital lease in fiscal year 2022.

Capital Lease Payable – EKG Monitors

The District entered into a capital lease for the purchase of ten EKG monitors for \$303,331 with no interest. Annual principal payments are due on August 1 of each year through 2022. Future remaining payments are as follows:

<u>Fiscal Year</u>	<u>Principal</u>
2023	<u>\$ 60,666</u>

Capital Lease Payable – Radios

The District entered a capital lease in November 2016 for the purchase of radios to be placed in the District’s emergency response vehicles for use in communications with the San Diego County Regional Communications System (RCS). Total purchase price was \$579,815 at a 3.19% nominal annual rate. Payments of \$151,851 are due beginning November 2019, annually through November 2021. The District paid-off the capital lease in fiscal year 2022.

Capital Lease Payable – Equipment

The District entered a capital lease in July 2019 for two new pumpers with associated equipment for use in fire programs. The initial payment was due August 2020 and payments required quarterly thereafter of \$33,495 through May 2034. Total purchase cost is \$1,464,657 with an implicit interest rate of approximately 7.4%. The lessor retains a first lien security interest in the property while the lease agreement is in place.

<u>Fiscal Year</u>	<u>Principal</u>	<u>Interest</u>	<u>Total</u>
2023	\$ 84,903	\$ 49,077	\$ 133,980
2024	88,301	45,679	133,980
2025	91,836	42,144	133,980
2026	95,512	38,468	133,980
2027	99,335	34,645	133,980
2028-2032	559,594	110,306	669,900
2033-2034	<u>256,450</u>	<u>11,509</u>	<u>267,959</u>
Total	1,275,931	<u>\$ 331,828</u>	<u>\$ 1,607,759</u>
Current	<u>(84,903)</u>		
Long-term	<u>\$ 1,191,028</u>		

NORTH COUNTY FIRE PROTECTION DISTRICT

Notes to Financial Statements

June 30, 2022

NOTE 10 – LONG-TERM DEBT OBLIGATIONS PAYABLE (continued)

Loan Payable – Solar Project I

In April 2015, the District purchased a solar power system from the State of California-Energy Resources Conservation and Development Commission for \$475,241, with a loan payable for \$475,241 at a 1.0% interest rate per annum. Principal and interest payments are \$17,704 semi-annually on December 22 and June 22. The loan is payable until December 2029. Future remaining payments are as follows:

<u>Fiscal Year</u>	<u>Principal</u>	<u>Interest</u>	<u>Total</u>
2023	\$ 49,287	\$ 3,824	\$ 53,111
2024	33,262	2,145	35,407
2025	33,601	1,806	35,407
2026	33,938	1,470	35,408
2027	34,278	1,130	35,408
2028-2030	<u>87,203</u>	<u>1,316</u>	<u>88,519</u>
Total	271,569	<u>\$ 11,691</u>	<u>\$ 283,260</u>
Current	<u>(49,287)</u>		
Long-term	<u>\$ 222,282</u>		

Loan Payable – Solar Project II

In fiscal year 2018, the District purchased a solar power system from the State of California-Energy Resources Conservation and Development Commission for \$227,475, with a loan payable for \$227,475 at a 1.0% interest rate per annum. Principal and interest payments are \$12,575 semi-annually on December 22 and June 22. The loan is payable until June 2036. Future remaining payments are as follows:

<u>Fiscal Year</u>	<u>Principal</u>	<u>Interest</u>	<u>Total</u>
2023	\$ 16,407	\$ 2,456	\$ 18,863
2024	11,070	1,505	12,575
2025	11,185	1,390	12,575
2026	11,297	1,279	12,576
2027	11,410	1,165	12,575
2028-2032	58,784	4,093	62,877
2033-2036	<u>49,187</u>	<u>1,114</u>	<u>50,301</u>
Total	169,340	<u>\$ 13,002</u>	<u>\$ 182,342</u>
Current	<u>(16,407)</u>		
Long-term	<u>\$ 152,933</u>		

NORTH COUNTY FIRE PROTECTION DISTRICT

Notes to Financial Statements

June 30, 2022

NOTE 10 – LONG-TERM DEBT OBLIGATIONS PAYABLE (continued)

Loan Payable – Administrative Building

On May 24, 2018, the District entered into an installment agreement for \$900,000 to purchase its administration building. The note is payable monthly through August 2030, and compounds interest at a rate of 3.4% per annum. Future remaining payments are as follows:

<u>Fiscal Year</u>	<u>Principal</u>	<u>Interest</u>	<u>Total</u>
2023	\$ 66,008	\$ 19,743	\$ 85,751
2024	68,288	17,463	85,751
2025	70,646	15,105	85,751
2026	73,354	12,674	86,028
2027	75,610	10,171	85,781
2028-2031	<u>256,823</u>	<u>14,452</u>	<u>271,275</u>
Total	610,729	<u>\$ 89,608</u>	<u>\$ 700,337</u>
Current	<u>(66,008)</u>		
Long-term	<u>\$ 544,721</u>		

NOTE 11 – WORKERS’ COMPENSATION CLAIMS PAYABLE

The District is exposed to various risks of loss and has effectively managed risk through a combination of insurance, with deductibles, self-insurance, and employee education and prevention programs. Expenditures and claims are recognized when it is probable that a loss has occurred and the amount of the loss can be reasonably estimated. In determining claims, events that might create claims, but for which none have been reported, are considered. In addition, there were no settlements or claims in the past three years that exceeded insurance coverage.

The District is self-insured for workers’ compensation benefits. The District is one of nine participants in the Public Agency Self-Insurance System (PASIS). PASIS is a joint-powers authority which was established in 1977 for the purpose of operating and maintaining a cooperative program of self-insurance and risk management for workers’ compensation. There is no pooling of workers’ compensation liability between the participants, and each participant self-insures their liability up to \$300,000 per occurrence. As of June 30, 2022, the District had \$478,612 on deposit with PASIS. All members are responsible for paying their own claims and related expenses. PASIS may advance funds to members who have incurred large losses; however, these advances must be repaid. Excess insurance is purchased above the self-insured retention. As of June 30, 2022, the liability for workers’ compensation claims payable was estimated at \$3,613,804.

Changes in workers’ compensation claims payable for the year ended June 30, 2022, were as follows:

<u>Description</u>	<u>Balance</u>
Estimated claims balance – July 1, 2021	<u>\$ 3,516,697</u>
Claim refunds (payments)	59,912
Revised claims estimate	<u>37,195</u>
Change in claims balance	<u>97,107</u>
Estimated claims balance – June 30, 2022	<u>\$ 3,613,804</u>

NORTH COUNTY FIRE PROTECTION DISTRICT

Notes to Financial Statements

June 30, 2022

NOTE 12 – OTHER POSTEMPLOYMENT BENEFITS OTHER THAN PENSIONS (OPEB)

Summary

The following balances on the statement of net position will be addressed in this footnote as follows:

Description	Amount
OPEB related deferred outflows of resources	\$ 1,426,755
Net other post-employment benefits obligation	4,299,746
OPEB related deferred inflows of resources	1,539,171

A. General Information about the OPEB Plan

Plan description

The District provides other postemployment benefits (OPEB) to employees who retire from the District and meet certain eligibility requirements. The contribution requirements of single-employer plan members and the District are established and may be amended by the Board of Directors. The District implemented its OPEB plan in the fiscal year ended June 30, 2014 when the District joined CalPERS for medical insurance for its employees and retirees. No assets are accumulated in a trust that meets the criteria in paragraph 4 of Statement 75.

Benefits provided

Following is a description of the current retiree benefit plan:

	Firefighters	Miscellaneous
Benefit types provided	Medical only	Medical only
Duration of Benefits	Lifetime	Lifetime
Required Service	CalPERS Retirement	CalPERS Retirement
Minimum Age	CalPERS Retirement	CalPERS Retirement
Dependent Coverage	Surviving Spouse only	Surviving Spouse only
District Contribution %	100% to cap	100% to cap
District Cap	Minimum employer contribution under PEMHCA*	Minimum employer contribution under PEMHCA*

* \$152 per month in 2021 indexed to Medical component of the CPI

Employees covered by benefit terms

At June 30, 2022, the following employees were covered by the benefit terms:

Description	Amount
Inactive employees entitled to but not yet receiving benefit payments	34
Active employees	71
Total	105

NORTH COUNTY FIRE PROTECTION DISTRICT

Notes to Financial Statements

June 30, 2022

NOTE 12 – OTHER POSTEMPLOYMENT BENEFITS OTHER THAN PENSIONS (OPEB) (continued)

B. Total OPEB Liability

The District's total OPEB liability of \$4,299,746 was measured as of June 30, 2022, and was determined by an actuarial valuation as of that date.

Actuarial assumptions and other inputs

The total OPEB liability in the June 30, 2022 actuarial valuation was determined using the following actuarial assumptions and other inputs, applied to all periods included in the measurement, unless otherwise specified:

Discount Rate	4.09%
Inflation	2.75%
Salary Increases	2.75
Investment Rate of Return	4.09%
Mortality Rate	CalPERS Membership Data
Pre-Retirement Turnover	CalPERS Membership Data
Healthcare Trend Rate	4.5 to 6.5%

Discount Rate

The discount rate used to measure the total OPEB liability was 4.09%. The projection of cash flows used to determine the discount rate assumed that the District's contributions will be made at rates equal to the actuarially determined contribution rates. Therefore, the long-term expected rate of return on OPEB plan investments was applied to all periods of projected benefit payments to determine the total OPEB liability.

C. Changes in the Net OPEB Liability

The changes in the total OPEB liability are as follows:

	Total OPEB Liability
Balance at July 1, 2021	<u>\$ 5,624,356</u>
Changes for the year:	
Service cost	337,563
Interest	129,027
Changes in assumptions	(1,464,561)
Differences between expected and actual experience	(185,317)
Benefit payments	<u>(141,322)</u>
Net changes	<u>(1,324,610)</u>
Balance at June 30, 2022	<u>\$ 4,299,746</u>

Changes of Assumptions

In fiscal year 2021-22, the measurement period, there was a change in the discount rate from 2.19% to 4.09%.

Change of Benefit Terms

In fiscal year 2021-22, the measurement period, there were no changes to the benefit terms.

Subsequent Events

There were no subsequent events that would materially affect the results presented in this disclosure.

NORTH COUNTY FIRE PROTECTION DISTRICT

Notes to Financial Statements

June 30, 2022

NOTE 12 – POSTEMPLOYMENT BENEFITS OTHER THAN PENSIONS (OPEB) (continued)

C. Changes in the Net OPEB Liability

Sensitivity of the Total OPEB Liability to Changes in the Discount Rate

The following presents the total OPEB liability of the District, as well as what the District’s total OPEB liability would be if it were calculated using a discount rate that is 1-percentage point lower (3.09%) or 1 percentage point higher (5.09%) than the current discount rate:

1% Decrease 3.09%	Current Discount Rate 4.09%	1% Increase 5.09%
\$ 4,991,424	\$ 4,299,746	\$ 3,741,550

Sensitivity of the Total OPEB Liability to Changes in Medical Trend Rates

The following presents the total OPEB liability of the District, as well as what the District’s total OPEB liability would be if it were calculated using medical trend rates that are 1-percentage point lower:

1% Decrease	Current Healthcare Cost Trend Rate	1% Increase
\$ 3,600,387	\$ 4,299,746	\$ 5,209,091

D. OPEB Expense and Deferred Outflows/Inflows of Resources Related to OPEB

For the year ended June 30, 2021, the District recognized OPEB expense of \$460,338. At June 30, 2022, the District reported deferred outflows of resources and deferred inflows of resources related to OPEB from the following sources:

Description	Deferred Outflows of Resources	Deferred Inflows of Resources
Changes of assumptions	\$ 649,094	\$ (1,331,419)
Differences between expected and actual experience	619,311	(207,752)
District contributions subsequent to the measurement date of the net OPEB liability	158,350	-
Total	\$ 1,426,755	\$ (1,539,171)

The District reported \$158,350 as deferred outflows of resources related to contributions subsequent to the measurement date will be recognized as a reduction of the total OPEB liability in the year ending June 30, 2023. Other amounts reported as deferred outflows of resources and deferred inflows of resources related to OPEB will be recognized as OPEB expense as follows:

Year Ended June 30	Amount
2023	\$ (6,252)
2024	(6,253)
2025	(20,399)
2026	(20,399)
2027	(20,399)
Thereafter	(197,064)
Total	\$ (270,766)

NORTH COUNTY FIRE PROTECTION DISTRICT
Notes to Financial Statements
June 30, 2022

NOTE 13 – NET PENSION LIABILITY/ASSET AND DEFINED BENEFIT PENSION PLAN

Summary

The following balances on the statement of net position will be addressed in this footnote as follows:

<u>Description</u>	<u>Amount</u>
Pension related deferred outflows of resources	\$ 17,822,251
Net pension asset	6,138,110
Pension related deferred inflows of resources	12,810,256

A. General Information About the Pension Plans (continued)

The Plans Description Schedule

The District has engaged with CalPERS to administer the following pension plans for its employees (members):

	<u>Miscellaneous Plans</u>	
	<u>Classic Tier 1</u>	<u>PEPRA Tier 2</u>
Hire date	Prior to <u>December 31, 2012</u>	On or after <u>January 1, 2013</u>
Benefit formula	2.7% @ 55	2.0% @ 62
Benefit vesting schedule	5-years or service	5-years or service
Benefits payments	Monthly for life	Monthly for life
Retirement age	50 - 67 & up	52 - 67 & up
Monthly benefits, as a % of eligible compensation	2.0% to 2.7%	1.0% to 2.0%
Required member contribution rates	8.000%	7.250%
Required employer contribution rates	14.870%	7.730%
	<u>Safety Plans</u>	
	<u>Classic Tier 1</u>	<u>PEPRA Tier 2</u>
Hire date	Prior to <u>December 31, 2012</u>	On or after <u>January 1, 2013</u>
Benefit formula	3.0% @ 55	2.7% @ 57
Benefit vesting schedule	5-years or service	5-years or service
Benefits payments	Monthly for life	Monthly for life
Retirement age	50 - 55 & up	50 - 57 & up
Monthly benefits, as a % of eligible compensation	2.4% to 3.0%	2.0% to 2.7%
Required member contribution rates	9.000%	13.750%
Required employer contribution rates	23.620%	13.980%

NORTH COUNTY FIRE PROTECTION DISTRICT

Notes to Financial Statements

June 30, 2022

NOTE 13 – NET PENSION LIABILITY AND DEFINED BENEFIT PENSION PLAN (continued)

A. General Information About the Pension Plans (continued)

Plan Description

The District contributes to the California Public Employees’ Retirement System (CalPERS), a cost-sharing multiple-employer defined benefit pension plan. CalPERS acts as a common investment and administrative agent for participating public entities within the State of California. A full description of the pension plan, benefit provisions, assumptions (for funding, but not accounting purposes), and membership information are listed in the June 30, 2020 Annual Actuarial Valuation Report. This report and CalPERS’ audited financial statements are publicly available reports that can be obtained at CalPERS’ website under Forms and Publications.

Members Covered by Benefit Terms

At June 30, 2021 (Measurement Date), the following members were covered by the benefit terms:

Plan Members	Miscellaneous Plans		Total
	Classic Tier 1	PEPRA Tier 2	
Active members	4	27	31
Transferred and terminated members	7	36	43
Retired members and beneficiaries	32	-	32
Total plan members	43	63	106

Plan Members	Safety Plans		Total
	Classic Tier 1	PEPRA Tier 2	
Active members	42	11	53
Transferred and terminated members	54	28	82
Retired members and beneficiaries	75	-	75
Total plan members	171	39	210

Benefits Provided

CalPERS provides service retirement and disability benefits, annual cost of living adjustments, and death benefits to Plan members, who must be public employees and beneficiaries. Benefits are based on years of credited service, equal to one year of full-time employment. Members with five years of total service are eligible to retire at age 50 with statutorily reduced benefits. All members are eligible for nonindustrial disability benefits after five years of service. The death benefit is one of the following the Basic Death Benefit, the 1957 Survivor Benefit, or the Optional Settlement 2W Death Benefit. The cost-of-living adjustments for each Plan are applied as specified by the Public Employees’ Retirement Law.

NORTH COUNTY FIRE PROTECTION DISTRICT

Notes to Financial Statements

June 30, 2022

NOTE 13 – NET PENSION LIABILITY AND DEFINED BENEFIT PENSION PLAN (continued)

A. General Information About the Pension Plans (Continued)

Contributions

Section 20814(c) of the California Public Employees’ Retirement Law requires that the employer contribution rates for all public employers be determined on an annual basis by the actuary and shall be effective on the July 1 following notice of a change in the rate. Funding contributions for both Plans are determined annually on an actuarial basis as of June 30 by CalPERS. The actuarially determined rate is the estimated amount necessary to finance the costs of benefits earned by employees during the year, with an additional amount to finance any unfunded accrued liability. The District is required to contribute the difference between the actuarially determined rate and the contribution rate of employees.

Contributions for the year ended June 30, 2022, (Measurement Date June 30, 2021) were as follows:

<u>Contribution Type</u>	<u>Total Plans</u>		
	<u>Classic Tier 1</u>	<u>PEPRA Tier 2</u>	<u>Total</u>
Contributions – Miscellaneous Plan	\$ 441,457	\$ 103,907	\$ 545,364
Contributions – Safety Plan	1,583,595	153,752	1,737,347
Total contributions	\$ 2,025,052	\$ 257,659	\$ 2,282,711

B. Pension Liabilities, Pension Expenses, and Deferred Outflows/Inflows of Resources Related to Pensions

Proportionate Share of Net Pension Liability and Pension Expense

The District’s net pension liability for each Plan is measured as the proportionate share of the net pension liability. The net pension liability of each of the Plans is measured as of June 30, 2021, and the total pension liability for each Plan used to calculate the net pension liability was determined by an actuarial valuation as of June 30, 2020, rolled forward to June 30, 2021, using standard update procedures. The District’s proportionate share of the net pension liability was based on a projection of the District’s long-term share of contributions to the pension plans relative to the projected contributions of all participating employers, actuarially determined.

The following table shows the District’s proportionate share of the risk pool collective net pension liability over the measurement period for the Miscellaneous Plan for the fiscal year ended June 30, 2021:

<u>Plan Type and Balance Descriptions</u>	<u>Plan Total Pension Liability</u>	<u>Plan Fiduciary Net Position</u>	<u>Plan Net Pension Liability</u>
CalPERS – Total Plan:			
Balance as of June 30, 2020 (Measurement Date)	\$ 108,091,935	\$ 99,506,106	\$ 8,585,829
Balance as of June 30, 2021 (Measurement Date)	\$ 112,028,908	\$ 118,167,018	\$ (6,138,110)
Change in Plan Net Pension Liability	\$ 3,936,973	\$ 18,660,912	\$ (14,723,939)

NORTH COUNTY FIRE PROTECTION DISTRICT

Notes to Financial Statements

June 30, 2022

NOTE 13 – NET PENSION LIABILITY AND DEFINED BENEFIT PENSION PLAN (continued)

B. Net Pension Liability, Pension Expenses, Deferred Outflows of Resources and Deferred Inflows of Resources Related to Pension Plans (Continued)

The District's proportionate share percentage of the net pension liability for the June 30, 2021, measurement date was as follows:

CalPERS – Total Plans	Percentage Share of Risk Pool		Change Increase/ (Decrease)
	Fiscal Year Ending June 30, 2022	Fiscal Year Ending June 30, 2021	
Measurement Date	June 30, 2021	June 30, 2020	
Percentage of Risk Pool Net Pension Liability	-0.01231%	0.15707%	-0.16938%
Percentage of Plan (PERF C) Net Pension Liability	-0.11350%	0.07891%	-0.19241%

For the fiscal year ended June 30, 2022, the District recognized pension expense/(credit) of (\$14,201,358). At June 30, 2022, the District reported deferred outflows of resources and deferred inflows of resources related to pensions from the following sources:

Account Description	Deferred Outflows of Resources	Deferred Inflows of Resources
Pension contributions made after the measurement date	2,282,711	-
Difference between actual and proportionate share of employer contributions	8,649,379	(3,325,353)
Adjustment due to differences in proportions	3,832,133	(8,310,376)
Differences between expected and actual experience		(1,174,527)
Differences between projected and actual earnings on pension plan investments	3,058,028	-
Total Deferred Outflows/(Inflows) of Resources	\$ 17,822,251	\$ (12,810,256)

The deferred outflows of resources related to pensions resulting from District contributions subsequent to the measurement date will be recognized as a reduction of the net pension liability in the subsequent fiscal year. The deferred outflows/(inflows) of resources related to the difference between projected and actual earnings on pension plan investments will be amortized over a closed five-year period. The deferred outflows/(inflows) of resources related to the net change in proportionate share of net pension liability, changes of assumptions, and differences between expected and actual experience in the measurement of the total pension liability will be amortized over the Expected Average Remaining Service Life (EARSL) of all members that are provided benefits (active, inactive, and retirees) as of the beginning of the measurement period. The EARSL for the measurement period is 3.8 years.

NORTH COUNTY FIRE PROTECTION DISTRICT

Notes to Financial Statements

June 30, 2022

NOTE 13 – NET PENSION LIABILITY AND DEFINED BENEFIT PENSION PLAN (continued)

B. Net Pension Liability, Pension Expenses, Deferred Outflows of Resources and Deferred Inflows of Resources Related to Pension Plans (Continued)

An amount of \$2,282,711 reported as deferred outflows of resources related to contributions subsequent to the measurement date will be recognized as a reduction of the net pension liability in the year ending June 30, 2023. Other amounts reported as deferred outflows of resources and deferred inflows of resources related to pensions will be recognized as a reduction to pension expense as follows:

<u>Amortization Period</u> <u>Fiscal Year Ended June 30,</u>	<u>Deferred</u> <u>Outflows/(Inflows)</u> <u>of Resources</u>
2023	\$ 501,968
2024	677,284
2025	710,679
2026	<u>839,353</u>
Total	<u>\$ 2,729,284</u>

Actuarial Methods and Assumptions Used to Determine Total Pension Liability

For the measurement period ending June 30, 2021 (the measurement date), the total pension liability was determined by rolling forward the June 30, 2020, total pension liability. The June 30, 2021, total pension liability was based on the following actuarial methods and assumptions:

Actuarial Cost Method	Entry Age Normal in accordance with the requirement of GASB Statement No. 68
Actuarial Assumptions:	
Discount Rate	7.15%
Inflation	2.50%
Salary Increases	Varies by Entry Age and Service
Investment Rate of Return	7.50% Net of Pension Plan Investment and Administrative Expenses; includes Inflation
Mortality Rate Table	Derived using CalPERS' Membership Data for all Funds. The mortality table used was developed based on CalPERS' specific data. The table includes 20 years of mortality improvements using Society of Actuaries Scale BB
Post Retirement Benefit Increase	Contract COLA up to 2.50% until Purchasing Power Protection Allowance Floor on Purchasing Power applies, 2.50% thereafter

NORTH COUNTY FIRE PROTECTION DISTRICT

Notes to Financial Statements

June 30, 2022

NOTE 13 – NET PENSION LIABILITY AND DEFINED BENEFIT PENSION PLAN (continued)

B. Net Pension Liability, Pension Expenses, Deferred Outflows of Resources and Deferred Inflows of Resources Related to Pension Plans (continued)

Long-term Expected Rate of Return

The long-term expected rate of return on pension plan investments was determined using a building-block method in which expected future real rates of return (expected returns, net of pension plan investment expense and inflation) are developed for each major asset class.

In determining the long-term expected rate of return, CalPERS took into account both short-term and long-term market return expectations as well as the expected pension fund cash flows. Using historical returns of all the funds' asset classes, expected compound (geometric) returns were calculated over the short-term (first 10 years) and the long-term (11+ years) using a building-block approach. Using the expected nominal returns for both short-term and long-term, the present value of benefits was calculated for each fund. The expected rate of return was set by calculating the rounded single equivalent expected return that arrived at the same present value of benefits for cash flows as the one calculated using both short-term and long-term returns. The expected rate of return was then set equal to the single equivalent rate calculated above and adjusted to account for assumed administrative expenses.

The table below reflects long-term expected real rate of return by asset class.

<u>Investment Type¹</u>	<u>New Strategic Allocation</u>	<u>Real Return Years 1 - 10²</u>	<u>Real Return Years 11+³</u>
Global Equity	50.0%	4.80%	5.98%
Fixed Income	28.0%	0.80%	2.27%
Inflation Assets	0.0%	0.77%	1.81%
Private Equity	8.0%	6.30%	7.23%
Real Estate	13.0%	3.75%	4.93%
Liquidity	1.0%	0.00%	-0.92%
	<u>100.0%</u>		

¹ In the CalPERS's ACFR, fixed income is included in global debt securities; liquidity is included in short-term investments; inflation assets are included in both global equity securities and global debt securities.

² An expected inflation rate-of-return of 2.5% is used for years 1-10.

³ An expected inflation rate-of-return of 2.9% is used for years 11+.

Discount Rate

The discount rate used to measure the total pension liability was 7.15%. The projection of cash flows used to determine the discount rate assumed that contributions from plan members will be made at the current member contribution rates and that contributions from employers will be made at statutorily required rates, actuarially determined. Based on those assumptions, the Plan's fiduciary net position was projected to be available to make all projected future benefit payments of current plan members. Therefore, the long-term expected rate of return on plan investments was applied to all periods of projected benefit payments to determine the total pension liability.

Subsequent Events

There were no subsequent events that would materially affect the results in this disclosure.

NORTH COUNTY FIRE PROTECTION DISTRICT

Notes to Financial Statements

June 30, 2022

NOTE 13 – NET PENSION LIABILITY AND DEFINED BENEFIT PENSION PLAN (continued)

B. Net Pension Liability, Pension Expenses, Deferred Outflows of Resources and Deferred Inflows of Resources Related to Pension Plans (continued)

Sensitivity of the Net Pension Liability to Changes in the Discount Rate

The following presents the net pension liability/(asset) of the Plan as of the measurement date, calculated using the discount rate of 7.15%, as well as what the net pension liability would be if it were calculated using a discount rate that is 1 percentage-point lower (6.15%) or 1 percentage-point higher (8.15%) than the current rate:

Plan Type	Plan's Net Pension Liability/(Asset)		
	Discount Rate	Current	Discount Rate
	- 1% 6.15%	Discount Rate 7.15%	+ 1% 8.15%
CalPERS – Total Plans	\$ 8,916,124	\$ (6,138,110)	\$ (18,510,326)

Pension Plan Fiduciary Net Position

Detailed information about the pension plan's fiduciary net position is available in the separately issued CalPERS financial report and can be obtained from CalPERS' website under Forms and Publications.

C. Payable to the Pension Plans

At June 30, 2022, the District reported no payables for outstanding contributions to the CalPERS pension plan required for the year ended June 30, 2022.

NOTE 14 – NET INVESTMENT IN CAPITAL ASSETS

At June 30, 2022, the net investment in capital assets was calculated as follows:

Description	Balance
Capital assets – not being depreciated	\$ 1,035,118
Capital assets – being depreciated, net	10,219,182
Long-term debt obligations payable – current portion	(423,271)
Long-term debt obligations payable – noncurrent portion	(4,081,964)
Total net investment in capital assets	\$ 6,749,065

NOTE 15 – UNRESTRICTED NET POSITION (DEFICIT)

As of June 30, 2022, the District has an unrestricted net position deficit of (\$4,837,083). The unrestricted net position deficit resulted from the reporting of the District's net pension liability/(asset) of (\$6,138,110) along with the remaining balance of the pension obligation bonds issued of \$18,705,000. These liabilities are being reviewed on an annual basis.

NORTH COUNTY FIRE PROTECTION DISTRICT
Notes to Financial Statements
 June 30, 2022

NOTE 16 – DUE TO/DUE FROM INTERFUND BALANCES

The District’s due to/due from balances consisted of the following:

<u>Due To</u>	<u>Due From</u>	<u>Balance</u>	<u>Purpose</u>
General Fund	Fire Mitigation	<u>\$ 97,521</u>	Capital

NOTE 17 – FUND BALANCES

At June 30, 2022, fund balances of the District’s governmental funds were classified as follows:

<u>Description</u>	<u>General Fund</u>	<u>Fire Mitigation Fund</u>	<u>Other Governmental Funds</u>	<u>Total</u>
Nonspendable:				
Prepaid items	\$ 116,203	\$ -	\$ -	\$ 116,203
Restricted:				
Fallbrook – mitigation	-	1,521,312	-	1,521,312
Rainbow subzone – operations	-	-	1,838,070	1,838,070
Rainbow subzone – mitigation	-	-	4,007	4,007
Total restricted	-	<u>1,521,312</u>	<u>1,842,077</u>	<u>3,363,389</u>
Assigned:				
Deposits with Public Agencies Self-Insurance System	478,612	-	-	478,612
Compensated absences	2,071,418	-	-	2,071,418
Workers' compensation claims payable	3,613,804	-	-	3,613,804
Total assigned	<u>6,163,834</u>	-	-	<u>6,163,834</u>
Unassigned	<u>6,715,637</u>	<u>(97,521)</u>	-	<u>6,618,116</u>
Total fund balances	<u>\$ 12,995,674</u>	<u>\$ 1,423,791</u>	<u>\$ 1,842,077</u>	<u>\$ 16,261,542</u>

NOTE 18 – DEFERRED COMPENSATION SAVINGS PLAN

For the benefit of its employees, the District participates in a 457 Deferred Compensation Program. The purpose of this Program is to provide deferred compensation for public employees that elect to participate in the Program. Generally, eligible employees may defer receipt of a portion of their salary until termination, retirement, death or unforeseeable emergency. Until the funds are paid or otherwise made available to the employee, the employee is not obligated to report the deferred salary for income tax purposes.

Federal law requires deferred compensation assets to be held in trust for the exclusive benefit of the participants. Accordingly, the District is in compliance with this legislation. Therefore, these assets are not the legal property of the District, and are not subject to claims of the District’s general creditors.

The District has implemented GASB Statement No. 32, *Accounting and Financial Reporting for Internal Revenue Code Section 457 Deferred Compensation Plans*. Since the District has little administrative involvement and does not perform the investing function for this plan, the assets and related liabilities are not shown on the statement of net position.

NORTH COUNTY FIRE PROTECTION DISTRICT

Notes to Financial Statements

June 30, 2022

NOTE 19 – JOINT VENTURES

The District is a member of the North County Dispatch Joint Powers Authority (Authority). The Authority was formed on June 11, 1984, and other member agencies include the North County Fire Protection District, and the cities of Vista, San Marcos, Solana Beach, Oceanside, Encinitas, and Carlsbad. The purpose of the Authority is to provide dispatching and emergency communication services for fire protection, security, and medical services. Each member provides an annually determined contribution towards the ongoing operation of the Authority. In the event of dissolution of the Authority, available assets shall be distributed to the member agencies in proportion to the aggregate contribution made by each agency during the entire term of the agreement.

The activities of the Authority are supervised by a board of directors consisting of eight directors who are appointed by each member's governing body. The District's share of the Authority's assets, liabilities, net position, and changes therein are not available and not material to the District's financial statements. Separate financial statements of the Authority are available at 16936 El Fuego Drive (P.O. Box 1206), Rancho Santa Fe, CA 92067.

NOTE 20 – RISK MANAGEMENT

The District is insured for a variety of potential exposures. The following is a summary of the insurance policies carried by the District as of June 30, 2022:

General liability: \$1,000,000 per occurrence and \$3,000,000 aggregate. The District purchased additional excess coverage layers: \$10 million per occurrence and \$20 million aggregate for general and auto liability, which increases the limits on the insurance coverage noted above.

Auto liability: \$1,000,000 liability limits and deductibles applied to specific vehicles with a \$1,000 deductible on Comprehensive and Collision, and other vehicles have a \$1,000 deductible on Comprehensive and on Collision.

NOTE 21 – COMMITMENTS AND CONTINGENCIES

Easement Access Agreement

On December 7, 2021 the District entered into an easement access agreement for 40-years for a sum of \$1,174,000. The District has recorded this transaction as an unearned revenue on the statement of net position and will be recognizing the revenue annually over a 40-year period.

Excluded Leases – Short-Term Leases and De Minimis Leases

The District does not recognize a lease receivable and a deferred inflow of resources for short-term leases. Short-term leases are certain leases that have a maximum possible term under the lease contract of 12-months (or less), including any options to extend, regardless of their probability of being exercised.

Also, *de minimis* lessor or lessee leases are certain leases (i.e., room rental, copiers, printers, postage machines) that regardless of their lease contract period are *de minimis* with regards to their aggregate total dollar amount to the financial statements as a whole.

NORTH COUNTY FIRE PROTECTION DISTRICT

Notes to Financial Statements

June 30, 2022

NOTE 21 – COMMITMENTS AND CONTINGENCIES (continued)

Grant Awards

Grant funds received by the District are subject to audit by the grantor agencies. Such audit could lead to requests for reimbursements to the grantor agencies for expenditures disallowed under terms of the grant. Management of the District believes that such disallowances, if any, would not be significant.

Litigation

In the ordinary course of operations, the District is subject to claims and litigation from outside parties. After consultation with legal counsel, the District believes the ultimate outcome of such matters, if any, will not materially affect its financial condition

NOTE 22 – SUBSEQUENT EVENTS

The District has evaluated subsequent events through January 24, 2023, the date which the financial statements were available to be issued.

Required Supplementary Information

NORTH COUNTY FIRE PROTECTION DISTRICT
Budgetary Comparison Schedule – General Fund
For the Fiscal Year Ended June 30, 2022

	Adopted Original Budget	Revised Final Budget	Actual	Variance Positive (Negative)
REVENUES:				
Property taxes	\$ 17,155,125	\$ 17,069,982	\$ 17,132,923	\$ 62,941
Charges for services:				
Ambulance services	3,100,000	3,100,000	3,220,339	120,339
Fire services – CA OES	242,222	198,126	947,815	749,689
Fire prevention	250,000	250,000	438,841	188,841
Annexation fees	165,682	165,682	361,293	195,611
Administration	93,000	93,000	166,550	73,550
Operating and capital grant funding	150,000	1,050,000	1,128,380	78,380
State of California special district COVID-19 relief grant	-	-	1,459,698	1,459,698
Rental income – cellular towers	84,213	91,045	99,488	8,443
Interest earnings	50,000	50,000	(171,455)	(221,455)
Other revenues	190,000	130,782	237,308	106,526
Total revenues	<u>21,480,242</u>	<u>22,198,617</u>	<u>25,021,180</u>	<u>2,822,563</u>
EXPENDITURES:				
Current:				
Salaries and wages	10,270,327	10,170,749	10,414,545	(243,796)
Employee benefits	4,107,596	3,811,000	4,084,035	(273,035)
Materials and services	4,605,990	4,834,064	4,484,474	349,590
Capital outlay	1,899,000	1,933,000	476,725	1,456,275
Debt service:				
Principal	1,320,073	1,320,073	1,298,279	21,794
Interest	742,981	742,981	777,439	(34,458)
Total expenditures	<u>22,945,967</u>	<u>22,811,867</u>	<u>21,535,497</u>	<u>1,276,370</u>
Net Changes in Fund Balance	<u>\$ (1,465,725)</u>	<u>\$ (613,250)</u>	3,485,683	<u>\$ 4,098,933</u>
FUND BALANCE:				
Beginning of year			<u>9,509,991</u>	
End of year			<u>\$ 12,995,674</u>	

NORTH COUNTY FIRE PROTECTION DISTRICT
Budgetary Comparison Schedule – Fire Mitigation Fund
For the Fiscal Year Ended June 30, 2022

	Adopted Original Budget	Revised Final Budget	Actual	Variance Positive (Negative)
REVENUES:				
Mitigation fees	\$ 310,000	\$ 310,000	\$ 696,620	\$ 386,620
Interest earnings	-	-	(32,607)	(32,607)
Total revenues	<u>310,000</u>	<u>310,000</u>	<u>664,013</u>	<u>354,013</u>
EXPENDITURES:				
Current:				
Materials and services	-	-	-	-
Capital outlay	-	-	-	-
Total expenditures	<u>-</u>	<u>-</u>	<u>-</u>	<u>-</u>
REVENUES OVER (UNDER) EXPENDITURES	<u>\$ 310,000</u>	<u>\$ 310,000</u>	664,013	<u>\$ 354,013</u>
FUND BALANCE:				
Beginning of year (Deficit)			<u>759,778</u>	
End of year			<u>\$ 1,423,791</u>	

NORTH COUNTY FIRE PROTECTION DISTRICT
Schedule of Proportionate Share of the Net Pension Liability
For the Fiscal Year Ended June 30, 2022

Last Ten Fiscal Years*

California Public Employees' Retirement System (CalPERS) Miscellaneous Plan

Measurement Date	District's Proportion of the Net Pension Liability	District's Proportionate Share of the Net Pension Liability	District's Covered Payroll	Proportionate Share of the Net Pension Liability as a Percentage of Covered Payroll	Plan's Fiduciary Net Position as a Percentage of the Plan's Total Pension Liability
June 30, 2014	0.272930%	\$ 16,983,012	\$ 6,429,039	264.16%	78.67%
June 30, 2015	0.248810%	17,078,153	6,452,080	264.69%	78.96%
June 30, 2016	0.251564%	21,768,074	6,461,980	336.86%	74.35%
June 30, 2017	0.248756%	24,669,730	6,671,377	369.78%	73.97%
June 30, 2018	0.252721%	24,352,868	6,905,639	352.65%	75.31%
June 30, 2019	0.258433%	26,481,790	7,036,723	376.34%	74.58%
June 30, 2020	0.078911%	8,585,829	7,347,168	116.86%	92.06%
June 30, 2021	-0.113500%	(6,138,110)	7,212,524	-85.10%	105.48%

Notes to Schedule:

Benefit Changes:

There were no changes in benefits.

Changes in Assumptions:

From fiscal year June 30, 2015 and June 30, 2016:

GASB 68, paragraph 68 states that the long-term expected rate of return should be determined net of pension plan investment expense but without reduction for pension plan administrative expense. The discount rate of 7.50% used for the June 30, 2014, measurement date was net of administrative expenses. The discount rate of 7.65% used for the June 30, 2015, measurement date is without reduction of pension plan administrative expense.

From fiscal year June 30, 2016 to June 30, 2017:

There were no changes in assumptions.

From fiscal year June 30, 2017 to June 30, 2018:

The discount rate was reduced from 7.65% to 7.15%.

From fiscal year June 30, 2018 to June 30, 2019:

There were no significant changes in assumptions.

From fiscal year June 30, 2019 to June 30, 2020:

There were no significant changes in assumptions.

From fiscal year June 30, 2020 to June 30, 2021:

There were no significant changes in assumptions.

NORTH COUNTY FIRE PROTECTION DISTRICT
Schedule of Pension Contributions
For the Fiscal Year Ended June 30, 2022

Last Ten Fiscal Years*

California Public Employees' Retirement System (CalPERS) Miscellaneous Plan

Fiscal Year	Actuarially Determined Contribution	Contributions in Relation to the Actuarially Determined Contribution	Contribution Deficiency (Excess)	Covered Payroll	Contributions as a Percentage of Covered Payroll
June 30, 2015	\$ 1,929,643	\$ (1,929,643)	\$ -	\$ 6,452,080	29.91%
June 30, 2016	2,249,592	(2,249,592)	-	6,461,980	34.81%
June 30, 2017	2,609,648	(2,609,648)	-	6,671,377	39.12%
June 30, 2018	2,307,199	(2,307,199)	-	6,905,639	33.41%
June 30, 2019	2,595,874	(2,595,874)	-	7,036,723	36.89%
June 30, 2020	3,008,132	(23,008,132)	(20,000,000)	7,347,168	40.94%
June 30, 2021	2,106,671	(2,106,671)	-	7,212,524	29.21%
June 30, 2022	2,282,711	(2,282,711)	-	7,322,270	31.17%

Notes to Schedule:

Fiscal Year	Valuation Date	Actuarial Cost Method	Asset Valuation	Inflation	Investment Rate of Return
June 30, 2015	June 30, 2013	Entry Age	Market Value	2.75%	7.65%
June 30, 2016	June 30, 2014	Entry Age	Market Value	2.75%	7.65%
June 30, 2017	June 30, 2015	Entry Age	Market Value	2.75%	7.65%
June 30, 2018	June 30, 2016	Entry Age	Market Value	2.75%	7.15%
June 30, 2019	June 30, 2017	Entry Age	Market Value	2.50%	7.15%
June 30, 2020	June 30, 2018	Entry Age	Market Value	2.50%	7.15%
June 30, 2021	June 30, 2019	Entry Age	Market Value	2.50%	7.15%
June 30, 2022	June 30, 20120	Entry Age	Market Value	2.50%	7.15%

Amortization Method	Level percentage of payroll, closed
Salary Increases	Depending on age, service, and type of employment
Investment Rate of Return	Net of pension plan investment exp
Retirement Age	Miscellaneous – 2.7%@55 and 2.0%@62 Safety – 3.0%@55 and 2.7%@57
Mortality	Mortality assumptions are based on mortality rates resulting from the most recent CalPERS Experience Study adopted by the CalPERS Board.

NORTH COUNTY FIRE PROTECTION DISTRICT

Schedule of Changes in the District's Total OPEB Liability and Related Ratios For the Fiscal Year Ended June 30, 2022

Fiscal Year Ended	Last Ten Fiscal Years*			
	June 30, 2022	June 30, 2021	June 30, 2020	June 30, 2019
Measurement Date	June 30, 2021	June 30, 2020	June 30, 2019	June 30, 2018
Total OPEB liability:				
Service cost	\$ 337,563	\$ 225,200	\$ 192,094	\$ 102,156
Interest	129,027	116,665	120,596	87,926
Changes in assumptions	(1,464,561)	431,617	316,911	202,727
Differences between expected and actual experience	(185,317)	743,173	-	(117,846)
Changes of benefit terms	-	-	-	1,228,696
Benefit payments	(141,322)	(105,283)	(105,929)	(52,046)
Net change in total OPEB liability	(1,324,610)	1,411,372	523,672	1,451,613
Total OPEB liability - beginning	5,624,356	4,212,984	3,689,312	2,237,699
District's net OPEB liability	\$ 4,299,746	\$ 5,624,356	\$ 4,212,984	\$ 3,689,312
Covered-employee payroll	\$ 6,132,441	\$ 5,968,313	\$ 5,808,577	\$ 5,639,395
District's net OPEB liability as a percentage of covered-employee payroll	70.11%	94.24%	72.53%	65.42%

Notes to Schedule:

Benefit Changes:

Measurement Date June 30, 2017 – There were no changes of benefits terms
 Measurement Date June 30, 2018 – There were no changes of benefits terms
 Measurement Date June 30, 2019 – There were no changes of benefits terms
 Measurement Date June 30, 2020 – There were no changes of benefits terms

Changes in Assumptions:

Measurement Date June 30, 2017 – There were no changes in assumptions
 Measurement Date June 30, 2018 – There were no changes in assumptions except change in discount rate
 Measurement Date June 30, 2019 – There were no changes in assumptions except change in discount rate
 Measurement Date June 30, 2020 – There were no changes in assumptions except change in discount rate

* Fiscal year 2018 was the first year of implementation; therefore, only five years are shown.

Supplementary Information

NORTH COUNTY FIRE PROTECTION DISTRICT
Balance Sheets – Other Governmental Funds
For the Fiscal Year Ended June 30, 2022

	<u>Rainbow Subzone</u>		<u>Total</u>
	<u>Operations Fund</u>	<u>Fire Mitigation Fund</u>	
ASSETS			
Assets:			
Cash and investments	\$ 1,834,615	\$ 4,002	\$ 1,838,617
Accrued interest receivable	2,236	5	2,241
Property taxes receivable	1,219	-	1,219
Total assets	<u>\$ 1,838,070</u>	<u>\$ 4,007</u>	<u>\$ 1,842,077</u>
LIABILITIES AND FUND BALANCES			
Liabilities:			
Accounts payable and accrued expenses	\$ -	\$ -	\$ -
Total liabilities	<u>-</u>	<u>-</u>	<u>-</u>
Fund Balances:			
Restricted	\$ 1,838,070	\$ 4,007	\$ 1,842,077
Total fund balance	<u>1,838,070</u>	<u>4,007</u>	<u>1,842,077</u>
Total liabilities and fund balance	<u>\$ 1,838,070</u>	<u>\$ 4,007</u>	<u>\$ 1,842,077</u>

NORTH COUNTY FIRE PROTECTION DISTRICT

Schedule of Revenues, Expenditures, and Changes in Fund Balance – Other Governmental Funds

For the Fiscal Year Ended June 30, 2022

	Rainbow Subzone		Total
	Operations Fund	Fire Mitigation Fund	
REVENUES:			
Property taxes	\$ 372,123	\$ -	\$ 372,123
Investment earnings	(46,802)	(102)	(46,904)
Total revenues	325,321	(102)	325,219
EXPENDITURES:			
Current:			
Materials and services	3,829	-	3,829
Total expenditures	3,829	-	3,829
REVENUES OVER(UUNDER) EXPENDITURES	321,492	(102)	321,390
FUND BALANCE:			
Beginning of year	1,516,578	4,109	1,520,687
End of year	<u>\$ 1,838,070</u>	<u>\$ 4,007</u>	<u>\$ 1,842,077</u>

Other Independent Auditors' Report



**INDEPENDENT AUDITORS' REPORT ON INTERNAL CONTROL OVER FINANCIAL
REPORTING AND ON COMPLIANCE AND OTHER MATTERS BASED ON AN
AUDIT OF FINANCIAL STATEMENTS PERFORMED IN ACCORDANCE
WITH GOVERNMENT AUDITING STANDARDS**

Board of Directors
North County Fire Protection District
Fallbrook, California

We have audited, in accordance with the auditing standards generally accepted in the United States of America and the standards applicable to financial audits contained in *Government Auditing Standards* issued by the Comptroller General of the United States, the financial statements of the governmental activities, each major fund, and the aggregate remaining fund information of the North County Fire Protection District as of and for the year ended June 30, 2022, and the related notes to the financial statements, which collectively comprise North County Fire Protection District's basic financial statements, and have issued our report thereon dated January 24, 2023.

Internal Control Over Financial Reporting

In planning and performing our audit of the financial statements, we considered North County Fire Protection District's internal control over financial reporting (internal control) to determine the audit procedures that are appropriate in the circumstances for the purpose of expressing our opinions on the financial statements, but not for the purpose of expressing an opinion on the effectiveness of the North County Fire Protection District's internal control. Accordingly, we do not express an opinion on the effectiveness of the North County Fire Protection District's internal control.

A deficiency in internal control exists when the design or operation of a control does not allow management or employees, in the normal course of performing their assigned functions, to prevent, or detect and correct misstatements on a timely basis. *A material weakness* is a deficiency, or a combination of deficiencies, in internal control such that there is a reasonable possibility that a material misstatement of the District's financial statements will not be prevented, or detected and corrected on a timely basis. *A significant deficiency* is a deficiency, or a combination of deficiencies, in internal control that is less severe than a material weakness, yet important enough to merit attention by those charged with governance.

Our consideration of internal control was for the limited purpose described in the first paragraph of this section and was not designed to identify all deficiencies in internal control that might be material weaknesses or significant deficiencies. Given these limitations, during our audit we did not identify any deficiencies in internal control that we consider to be material weaknesses. However, material weaknesses may exist that have not been identified.

Compliance and Other Matters

As part of obtaining reasonable assurance about whether North County Fire Protection District's financial statements are free of material misstatement, we performed tests of its compliance with certain provisions of laws, regulations, contracts, and grant agreements, noncompliance with which could have a direct and material effect on the determination of financial statement amounts. However, providing an opinion on compliance with those provisions was not an objective of our audit, and accordingly, we do not express such an opinion. The results of our tests disclosed no instances of noncompliance or other matters that are required to be reported under *Government Auditing Standards*.

Purpose of this Report

The purpose of this report is solely to describe the scope of our testing of internal control and compliance and the results of that testing, and not to provide an opinion on the effectiveness of the District's internal control or on compliance. This report is an integral part of an audit performed in accordance with *Government Auditing Standards* in considering the District's internal control and compliance. Accordingly, this communication is not suitable for any other purpose.

Murrieta, California
January 24, 2023



**NORTH COUNTY FIRE
PROTECTION DISTRICT
ADMINISTRATION**

TO: BOARD OF DIRECTORS
FROM: CHIEF MCREYNOLDS
DATE: JANUARY 24, 2023
SUBJECT: CALL FOR NOMINATIONS - REGULAR AND ALTERNATE SPECIAL DISTRICT
MEMBER ELECTION ON LAFCO

ACTION AGENDA

RECOMMENDATION:

The Board of Directors should determine if any members wish to be nominated to serve on the San Diego Local Agency Formation Commission (LAFCO). If no, no further action is required. If yes, then a motion to nominate the individual will be required and the President will need to sign the nomination form.

BACKGROUND:

The Board of Directors has the opportunity make a nomination for a regular and alternate special district member on the San Diego Local Agency Formation Commission (LAFCO). Incumbent holders – Barry Willis regular with Alpine Fire Protection District and David Drake, alternate with Rincon del Diablo Municipal Water District are expected to run for a new term. The term is four years and commences on May 1, 2023.

DISCUSSION:

Candidates eligible for election must be members of the legislative body of an independent special district who reside within San Diego County but may not be members of the legislative body of a city or county.

Signed nominations and a limited two-page resume indicating the candidate's District and LAFCO experience must be returned to San Diego LAFCO **no later than Tuesday, February 21, 2023**. Election materials are anticipated to be mailed no later than, **Friday, February 24, 2023**.

FISCAL ANALYSIS: No fiscal impact.

SUMMARY:

Board members should determine if there is any interest in being nominated for the available LAFCO Special District Member as described in the attached documents. If not, no further action is required. If yes, then a motion making the nomination will be in order.



San Diego County
Local Agency Formation Commission
 Regional Service Planning | Subdivision of the State of California

CALL FOR NOMINATIONS

December 19, 2022

TO: Independent Special Districts in San Diego County

FROM: Tamaron Lockett, Commission Clerk

SUBJECT: Call for Nominations |
 Regular and Alternate Special District Member Election on LAFCO

This notice serves as a call to nominations pursuant to Government Code Section 56332(1) to solicit (a) one regular and (b) one alternate special district member to serve on the San Diego Local Agency Formation Commission (LAFCO). The term is four years and commences on May 1, 2023. The incumbent holders – Barry Willis, regular with Alpine Fire Protection District and David Drake, alternate with Rincon del Diablo Municipal Water District are expected to seek nomination and run for a new term. Additional details follow.

- **Eligibility**

Candidates eligible for election must be members of the legislative body of an independent special district who reside within San Diego County but may not be members of the legislative body of a city or county.

- **Authorized Nominations**

State Law specifies only the presiding officer or their alternate as designated by the governing board must sign the nomination form. Attached are nomination forms for the LAFCO regular special district member (**Attachment A**) and LAFCO alternate special district member (**Attachment B**).

- **Submittal Process and Deadline**

Signed nominations and a limited **two-page** resume indicating the candidate’s District and LAFCO experience must be returned to San Diego LAFCO **no later than Tuesday, February 21, 2023**. Nominations received after this date will be invalid. Nominations

Administration Keene Simonds, Executive Officer 2550 Fifth Avenue, Suite 725 San Diego, California 92103-6624 T 619.321.3380 F 619.404.6508 www.sdlafco.org	Chair Jim Desmond County of San Diego	Vacant City Representative	Vacant City representative	Jo MacKenzie Vista Irrigation	Andy Vanderlaan General Public
	Joel Anderson County of San Diego	Vacant City Representative	Marni von Wilpert, Alt City of San Diego	Barry Willis Alpine Fire Protection	Harry Mathis, Alt General Public
	Nora Vargas, Alt County of San Diego	Kristi Becker, Alt City of Solana Beach	David A. Drake, Alt Rincon del Diablo		

and resumes may be mailed to San Diego LAFCO Office at 2550 Fifth Avenue, Suite 725, San Diego, CA 92103-6624 or email to tamaron.luckett@sdcounty.ca.gov, include **“Special District Call for Nominations 2023”** and your **“District Name”** in the subject title, if necessary to meet the submission deadline, but the original form must be submitted.

After nominations and resumes are received it is anticipated a candidate’s forum will be held in conjunction with the California Special Districts Association Quarterly Dinner with confirmation being provided under separate/future cover. Election materials will be mailed out **no later than Friday, February 24, 2023** unless otherwise communicated by the LAFCO Executive Officer. Should you have any questions, please contact me at 619-321-3380.

Attachments:

- 1) Nomination form – LAFCO regular and alternate special district member

ATTACHMENT A

**NOMINATION OF THE SPECIAL DISTRICT REPRESENTATIVE
FOR THE SAN DIEGO LOCAL AGENCY FORMATION COMMISSION
REGULAR MEMBER**

The _____ is pleased to nominate _____ as a
(Name of Independent Special District) (Name of Candidate)

Candidate for the San Diego Local Agency Formation Commission as a regular special district member with a term expiring 2027.

As presiding officer or his/her delegated alternate as provided by the governing board, I hereby certify that:

- The nominee is a member of a legislative body of an independent special district whom resides in San Diego County.

(Presiding Officer Signature)

(Print name)

(Print Title)

(Date)

PLEASE ATTACH RESUME FOR NOMINEE

- Limit two-pages
- Must be submitted with Nomination Form

ATTACHMENT B

**NOMINATION OF THE SPECIAL DISTRICT REPRESENTATIVE
FOR THE SAN DIEGO LOCAL AGENCY FORMATION COMMISSION
ALTERNATE MEMBER**

The _____ is pleased to nominate _____ as a
(Name of Independent Special District) (Name of Candidate)

Candidate for the San Diego Local Agency Formation Commission as an alternate special district member with a term expiring 2027.

As presiding officer or his/her delegated alternate as provided by the governing board, I hereby certify that:

- The nominee is a member of a legislative body of an independent special district whom resides in San Diego County.

(Presiding Officer Signature)

(Print name)

(Print Title)

(Date)

PLEASE ATTACH RESUME FOR NOMINEE

- Limit two-pages
- Must be submitted with Nomination Form

Page Intentionally Blank



NORTH COUNTY FIRE PROTECTION DISTRICT

FIRE CHIEF / CEO

TO: BOARD OF DIRECTORS
FROM: CHIEF MCREYNOLDS
DATE: JANUARY 24, 2023
SUBJECT: DISTRICT COUNSEL TRANSITION

ACTION AGENDA

RECOMMENDATION:

That the Board of Directors (BOD) determine the roles, responsibilities, and transition timeline between District Counsel Bob James and Burke & Associates.

BACKGROUND:

With the retirement of the District's previous Board Secretary, whom had paralegal experience, the Board determined that expanded District Council was necessary to support the District with navigating increasingly complex legal issues. At the direction of the Board, Staff conducted an open recruitment for expanded legal services through a formal Request for Proposal (RFP) process. Burke and Associates was ultimately determined to be the firm to provide this special legal service.

DISCUSSION:

The District began contracting with Burke & Associates for expanded General District Counsel effective January 1, 2023. The District also has ongoing General Counsel services provided by Counsel Bob James. Given that the District currently has two entities serving as General Counsel, Staff needs direction from the Board on the roles and responsibilities of each entity and, the Board's expectation on a transition timeline solely to Burke.

FISCAL ANALYSIS:

Currently, Counsel James is operating under a retainer of \$1250.00 per month, and \$225.00 per hour for additional legal services.

SUMMARY:

Once the Board defines Counsel roles, responsibilities, and a transition timeline, Staff will begin the process of implementing the Board's decisions.

Page Intentionally Blank



NORTH COUNTY FIRE PROTECTION DISTRICT

FIRE CHIEF/CEO

TO: BOARD OF DIRECTORS
FROM: CHIEF McREYNOLDS
DATE: JANUARY 24, 2023
SUBJECT: STRATEGIC PLAN OVERVIEW PRESENTATION: "NORTH COUNTY FIRE FORWARD"

DISCUSSION AGENDA

BACKGROUND:

In August of 2022 the Board approved the Standards of Cover and 3-5-Year Strategic Plan Analysis that was conducted by *Matrix Consulting Group*. Since the plan was adopted, Staff has begun developing a roadmap for implementing the strategic goals and objectives of the plan.

DISCUSSION:

To inform our organizational membership of the components within the plan, a presentation was created as a synopsis of key points. The presentation is called "North County Fire Forward". Tonight, the Board will be given that presentation.

FISCAL ANALYSIS:

No cost was associated with developing the presentation. Fiscal impacts of each of the strategic goals within the plan will be analyzed as the implementation work begins.

SUMMARY:

This overview of our Strategic Plan will allow newer Board Directors to see the Administrative & Organizational, Emergency Operational, Essential Function, and Physical Resource Goals which have been classified as short, intermediate, and long-range strategic goals. Staff has already begun working on the goals identified in the plan and will provide progress updates to the BOD periodically.

Page Intentionally Blank



**NORTH COUNTY FIRE
PROTECTION DISTRICT**
FIRE CHIEF/CEO

TO: BOARD OF DIRECTORS
FROM: D/C MACMILLAN AND CHIEF MCREYNOLDS
DATE: JANUARY 24, 2023
SUBJECT: 2023 FACILITY ENHANCEMENT PRESENTATION

DISCUSSION AGENDA

BACKGROUND:

Enhancing our District facilities is a top priority for this administration. Over the last 18 months, Staff has begun launching multiple facility projects to meet our facility improvement goals. The projects have included maintenance on our current facilities, renovating Station #3, and planning for the complete replacement of Station #4.

The projects thus far have been primarily addressing deferred maintenance such as site safety for our employees and the public by reducing trip hazards, adding exterior facility lighting, promoting site security, and addressing structural repairs. We have also enhanced station living space, crew privacy, and exterior station aesthetics on several sites.

DISCUSSION:

In the coming year we will continue to see progress on our District facilities with the Station 3 renovation entering phase II of the project, which is selecting a company for the work, designing the project, and permitting the work. We also anticipate progress with preliminary architectural work on station #4.

Tonight, D/C Macmillan will provide an overview of what has been accomplished thus far.

FISCAL IMPACT:

N/A

SUMMARY:

As our facility projects continue to evolve, Staff will continue to provide updates and progress reports to the Board. Staff is in the process of revising our District Facility Replacement Plan which will be brought back to the Board for consideration in the near future.

Page Intentionally Blank



501 West Broadway - Suite 1600
San Diego, California 92101-8474
voice 619.814.5800 - fax 619.814.6799
www.bwslaw.com

MEMORANDUM

TO: Board of Directors
North County Fire Protection District

FROM: Kristen S. Steinke

DATE: January 24, 2023


RE: General Counsel Board Report for January 24, 2023

I am excited to be writing this memo as a new member of the team at the North County Fire Protection District. I have been getting to know the staff and key members of the leadership team over the past several weeks and it is a lovely and professional group of people. Thank you for the opportunity to serve the District.

Attached to this memo for your information and review are legal updates on new legislation that affect public entities throughout the State, including the District.

Please feel free to reach out with any questions. I look forward to working with you in the new year and beyond.

Sincerely,



Kristen S. Steinke

ATTACHMENTS



RELATED PRACTICES

Public Law

RELATED PEOPLE

Maxwell A. Blum

Public Records Act Reorganization to Take Effect

On January 1, 2023, new legislation will take effect which recodifies and reorganizes the provisions of the California Public Records Act. The new legislation [states](#) that it is not intended to substantively change the law relating to inspection of public records. However, it may nonetheless have some practical consequences for public agencies. The reorganization means that the Public Records Act will now begin at Government Code section 7920.000, rather than Government Code 6250. Exemptions currently found in Government Code section 6254 have been relocated to multiple independent code sections to make them easier to read.

Form letters and other materials which reference statutes in the Public Records Act as it is currently codified will need to be updated, since the locations of the statutes referenced will change. For example, a form letter referencing the exemption from disclosure found at Government Code section 6254(c), which exempts “personnel, medical, or similar files, the disclosure of which would constitute an unwarranted invasion of personal privacy” will need to be revised, as this exemption will be relocated to Government Code section 7927.700.

These changes come via Assembly Bills [473](#) and [474](#), which were passed and approved by the Governor in 2021.



Combating Wildfires: Improving Defensible Space Data Collection

This year Governor Gavin Newsom signed two bills, SB 896 and AB 211, to increase State and local government efforts to combat wildfires.

SB 896

SB 896 protects communities from future wildfires by incentivizing the creation of defensible space, and improving assessment data collection and reporting. SB 896 will amend existing defensible space laws by requiring:

- Any local government entity qualified to conduct defensible space assessments in very high and high fire hazard severity zones to use the common reporting platform to report the assessment to CAL FIRE;
- CAL FIRE to annually report all defensible space data compiled from the common reporting platform to the legislature; and
- The Department of Forestry and Fire Protection to give priority to any local government entity that uses the common reporting platform when reviewing applications for the local assistance grant program.

Local government entities qualified to conduct defensible space assessments, include the following entities that have completed the Department of Forestry and Fire Protection’s local assistance grant program for fire prevention and home hardening education activities: counties, state conservancies, special districts, and other political subdivisions of the state; members of the California Conservation Corps, the Board of Commissioners under California Volunteers described in Section 8411 of the Government Code, local conservation corps, resource conservation districts, fire safe councils, and Firewise USA organizations; University of California fire advisors; registered Professional Foresters; and other entities or individuals deemed appropriate by the Director of Forestry and Fire Protection.

An important method to minimize the risk that a home will ignite from a wildfire is the creation and maintenance of defensible space. Existing law requires property owners to maintain a defensible space of 100 feet between a structure and its surrounding grass, trees, shrubs, and/or any wildland area. (Government Code § 51182). This

RELATED PRACTICES

Public Law

RELATED PEOPLE

Eileen L. Ollivier

space is needed to slow or stop the spread of wildfire and protects a home from catching fire—either from embers, direct flame contact or radiant heat.

In a report last fall, the Legislative Analyst’s Office (LAO) emphasized the creation of defensible space around homes as a valuable tool to reduce destructive wildfires. However, the LAO report noted that there was a lack of consistent statewide data on defensible space compliance and inspections. As such, the LAO recommended improving data collection, and the sharing and quality of the collected data. The LAO also recommended that both state and local agencies report inspection data to a centralized system.

SB 896 responds to the agency’s recommendation for increased compliance and data collection, by requiring coordinated state and local data collection to improve defensible space research and guide future policy decisions.

AB 211

AB 211, amongst other things, expands the responsibility of local governments by requiring them to designate, by ordinance, certain areas as moderate and high fire hazard severity zones within 120 days of receiving a recommendation from the State Fire Marshal. Further, once the Fire Marshal has identified areas of a local jurisdiction as a moderate, high, or very high fire hazard severity zone, local governments are prohibited from decreasing the level of fire hazard severity zone as identified by the State Fire Marshal.

AB 211 also extends indefinitely the authority of the Director of Forestry and Fire Protection to provide grants to various entities for the implementation and administration of projects and programs to improve forest health and reduce greenhouse gas emissions.

Further, under existing law, prescribed fire, thinning, and fuel reduction projects, including the issuance of permits or other approvals for those projects, undertaken on federal lands to reduce the risk of high-severity wildfire, are exempt from the requirements of the California Environmental Quality Act (CEQA) until January 1, 2023. AB 211 extends the operation of this CEQA exemption to January 1, 2028, expands the exemption to include reforestation and habitat restoration projects, as well as related activities included in the project description, and expands the exemption to include projects undertaken in part on federal lands.

Lastly, the bill will allocate \$30,000,000 from the General Fund, as provided, to the Department of Forestry and Fire Protection for projects and programs that support wildfire and forest resilience, as specified.

Page Intentionally Blank



**NORTH COUNTY FIRE
PROTECTION DISTRICT
FIRE CHIEF/CEO**

TO: BOARD OF DIRECTORS
FROM: CHIEF McREYNOLDS
DATE: JANUARY 24, 2023
SUBJECT: WRITTEN CORRESPONDENCE

● **WRITTEN COMMUNICATION:**

- None.

● **BOARD RECOGNITION PROGRAM:**

- **Website message – Thank you to all**
- **Email recognition – Holiday party:**
Megan Lian, Director Munson, Max Parr and Ritchie Quevedo
- **Email recognition – Material and Labor Costs to Repair Curbing at Station 1:**
Rob Hager Sr. (Rob Hager's father) and Safety Step TD

From: Kevin Mahr <kmahr@ncfire.org>

Date: December 19, 2022 at 07:11:42 PST

To: A Crew <acrew@ncfire.org>, B Crew <bcrew@ncfire.org>, C Crew <ccrew@ncfire.org>, Single Role <singlerole@ncfire.org>, NCF Admin <ncfadmin@ncfire.org>

Subject: FW: Thank You All

Good Morning,

Please see the email message we received through our website over the weekend.

Thank you all for the great service you provide everyday and as you can see the customer service cards you all create for our customers are appreciated.



Kevin Mahr | Deputy Chief - Operations

North County Fire Protection District | 330 S. Main Ave – Fallbrook, CA 92028

T: (760) 723-2015 - **C:** (760) 802-4181 - **F:** (760) 723-2045

kmahr@ncfire.org | www.ncfire.org

Proudly serving the communities of Fallbrook, Bonsall and Rainbow ~ Duty, Integrity and Respect

Discover North County Fire on social media:

[Facebook](#) | [Twitter](#) | [LinkedIn](#) | [YouTube](#)

***NOTICE OF CONFIDENTIALITY:** This email and any attachments thereto, is intended for use only by the addressee(s) named herein and may contain confidential information or other privileged information. If you are not the intended recipient of this email, you are hereby notified that any dissemination, distribution or copying of this email and any attachments thereto, is strictly prohibited. If you have received this email in error, please notify the sender by email, telephone or fax, and permanently delete the original and any of any email and printout thereof. Thank you.*

Sent: Saturday, December 17, 2022 10:15 PM

Subject: Thank You All

We received a card signed by your crew who assisted us with our recent 911 call. It meant a lot to receive this card.

When my husband died in 2001, the same thing happened. We received a card signed by the crew who came here. At that time, some of them had been classmates of my kids at Fallbrook High School.

I just want to again thank No. County Fire for all that you do for our community.

Best wishes to all of you.

Mavis Canpinar

From: Brian Macmillan
Sent: Wednesday, December 21, 2022 4:56 PM
To: NCFD
Cc: Megan Lian
Subject: 2022 Christmas Party Shout-Out

Hello everyone,

We had another successful Christmas party at Fire Station # 1 last Friday and we wanted to acknowledge the people that made it such a great event.


-First, the party planner this year was Megan Lian. She coordinated the crafts, food, decorations and table/chair set up and spent countless hours organizing everything. Megan thank you so much for making such a special event for our families to attend and creating so many good memories.

-Our Santa Claus this year was Board of Director Ken Munson. He did a wonderful job talking to each kid getting a present and allowing all the families to get their Santa pic for Instagram. Thank you Director Munson for playing a great Santa and for being the first one with a real beard!

- A big thanks to Santa's helpers Max Parr and Ritchie Q for volunteering to be elves. They did a great job and also hung out and took pictures with families. Thanks Fellas.

-Lastly, thank you to all the families that attended. A lot of time and effort is put into these events and it makes the effort worthwhile when people attend and have great time!

Merry Christmas





Brian MacMillan | Division Chief-Professional Services
North County Fire Protection District | 330 S. Main Ave – Fallbrook, CA 92028
T: (760) 723-2005 - C: (760) 310-4481
bmacmillan@ncfire.org | www.ncfire.org

Proudly serving the communities of Fallbrook, Bonsall and Rainbow ~ Duty, Integrity and Respect

Discover North County Fire on social media:
[Facebook](#) | [Twitter](#) | [LinkedIn](#) | [YouTube](#)

NOTICE OF CONFIDENTIALITY: *This email and any attachments thereto, is intended for use only by the addressee(s) named herein and may contain confidential information or other privileged information. If you are not the intended recipient of this email, you are hereby notified that any dissemination, distribution or copying of this email and any attachments thereto, is strictly prohibited. If you have received this email in error, please notify the sender by email, telephone or fax, and permanently delete the original and any of any email and printout thereof. Thank you.*

Mavis Canpinar

From: Brian Macmillan
Sent: Friday, December 23, 2022 10:17 AM
To: NCFD
Cc: rob@safetysteptd.com
Subject: Facility Division Shout-Out

Good morning,

We wanted to thank Rob Hager Sr. (yes, FFPM Rob Hager's Dad) and Safety Step TD for donating the material and labor costs of repairing the curbing material at Fire Station #1.

Several years ago the curbing and monument area was being damaged by skateboarders and they donated there time and material then to solve the problem for us. The curbs have taken some more thrashing over the years from newbie drivers getting to close to the curbs. Once again Rob Hager Sr. offered the companies material and crew to repair the damaged sections at no cost to the agency.

Thank you Mr. Hager for the support with helping to keep our stations looking great for our citizens!





Brian MacMillan | Division Chief-Professional Services
North County Fire Protection District | 330 S. Main Ave – Fallbrook, CA 92028
T: (760) 723-2005 - C: (760) 310-4481
bmacmillan@ncfire.org | www.ncfire.org

Proudly serving the communities of Fallbrook, Bonsall and Rainbow ~ Duty, Integrity and Respect

Discover North County Fire on social media:
[Facebook](#) | [Twitter](#) | [LinkedIn](#) | [YouTube](#)

NOTICE OF CONFIDENTIALITY: *This email and any attachments thereto, is intended for use only by the addressee(s) named herein and may contain confidential information or other privileged information. If you are not the intended recipient of this email, you are hereby notified that any dissemination, distribution or copying of this email and any attachments thereto, is strictly prohibited. If you have received this email in error, please notify the sender by email, telephone or fax, and permanently delete the original and any of any email and printout thereof. Thank you.*

Select Language ▼ Powered by  Google Translate

Village News - Also serving the communities of De Luz, Rainbow, Camp Pendleton, Pala and Pauma

Review of 2022 at North County Fire

Keith McReynolds

Fire Chief

North County Fire Protection District

What an honor it is for me to serve as Fire Chief of the North County Fire Protection District. Over the last year, we have been an agency on the move, growing and exploring new ways to raise the standard of public service excellence our community has come to expect.

Fire station renovation and construction has been a top priority for us this year and will be next year as well. We are finishing up an interior and exterior renovation at Fire Station #2 on Winterwarm Drive and preparing to launch the renovation of Fire Station #3 in the Rainbow Valley. We are also continuing with preliminary engineering on a future Fire Station #4 (Pala Mesa), which will be a complete station replacement.

Another area of accomplishment this year was organizational strategic planning. For the first time in over 20-years, our organization conducted a standards-of-cover analysis and created a 5-year Strategic Plan with a 20-year long range outlook. This plan can be found in its entirety at our website, <https://www.ncfire.org/>.

In addition to strategic planning, we have been busy actively recruiting top talent. We have hired a new Deputy Fire Marshal, Board Clerk/Exec Admin. Assistant, Fleet Supervisor, firefighters, and multiple single role EMT's and paramedics. Currently, all our positions are staffed, a sign that we can not only recruit but retain our people, a strong sign of a healthy organization. Our funding is sound, our budget is balanced allowing for maintenance and growth, and our young workforce is eager to meet the needs of our growing community.

The North County Fire family thanks all of you for your continued support and invite you to stop in anytime to say hello and meet our firefighters in any of our fire stations. As I always say to our force, "we are not here for me, we are here for we, and we are here for them," which is of course all of you.

On behalf of my lovely wife Erin and the entire McReynolds family, we wish you and yours a wonderful and safe holiday season.

Select Language ▼ Powered by [Google Translate](#)

Village News - Also serving the communities of De Luz, Rainbow, Camp Pendleton, Pala and Pauma

EMTs hospitalized after NCFPD Ambulance struck during police pursuit By [Village Staff](#)



Courtesy of NCFPD PIO John Choi

A NCFPD ambulance is struck by an SUV involved in a police pursuit Christmas Eve.

Two North County Fire Protection District (NCFPD) EMTs were transported to the hospital Christmas Eve with non-life-threatening injuries after the NCFPD ambulance they were driving was struck by a vehicle in a police pursuit. There was no patient in the ambulance as it was responding to a non-emergent automatic aid medical call to Oceanside.

The ambulance was traveling through a controlled intersection and was struck by the vehicle at College Boulevard and Vista Way on December 24th, at approximately 8:13 pm by the driver who, according to PIO John Choi, ran a red light being pursued after a domestic call.

Deputies from the San Diego County Sheriff's Department were called to a home on Casa Bonita Way in Vista at about 8 p.m. Saturday, where a

suspect fled the home in an SUV and was pursued by deputies, an OFD battalion chief said.

The suspect suffered a broken wrist and abdominal injuries. The suspect and two paramedics in the ambulance were taken to a trauma center.

Sheriff's officials were investigating the incident.

Both ambulance EMTs have been released from the hospital as of Christmas morning, according to PIO Choi. The driver of the vehicle involved in the pursuit was also transported to the hospital. The status of the driver of the vehicle pursuit is unknown.

Fire Chief, Keith McReynolds: "I am thankful our two members only sustained minor injuries, and our thoughts are with everyone involved"

On

Connect With Us

Village News

111 W. Alvarado St.
Suite 200
Fallbrook, CA 92028
Ph: (760) 723-7319

© 2023 Reeder Media, Inc.

Powered by [ROAR Online Publication Software](#) from Lions Light Corporation

© Copyright 2022

Select Language ▼ Powered by [Google Translate](#)

Village News - Also serving the communities of De Luz, Rainbow, Camp Pendleton, Pala and Pauma

Car accident causes power outage

By [Village Staff](#)



Villafe News/AC Investigations

A vehicle hitting a power pole cut electricity to at least 420 homes.

At 3:36 am this morning, Jan 1, 2023, a car hit a power pole at 2306 E. Mission Rd (near Hamilton) in Fallbrook causing 420 homes to lose power and E. Mission to be closed to through traffic.

CHP reported that the power pole was "sheared and in the trees, causing a full road closure."

Power was restored by 6:30 am. No reports on injuries or when traffic will be completely open.

More will be reported as information is available.



Select Language ▼ Powered by Google Translate

Village News - Also serving the communities of De Luz, Rainbow, Camp Pendleton, Pala and Pauma

Two vehicle traffic collision impedes intersection



Village News Staff

Today at approximately 2:00 PM a beige Toyota pickup truck and a black Dodge Ram collided within the intersection of Alvarado and Main Ave in Fallbrook. As of 2:34 PM fire officials are directing traffic because the intersection is still getting cleaned up.



Select Language ▼ Powered by [Google Translate](#)

Village News - Also serving the communities of De Luz, Rainbow, Camp Pendleton, Pala and Pauma

NCFPD moves board meetings to 5 p.m.

Joe Naiman

Village News Reporter

North County Fire Protection District board meetings during calendar year 2023 will begin at 5 p.m.

The NCFPD board voted 4-1 Dec. 13, with Ken Munson opposed, to move the starting time from 4 p.m. to 5 p.m. The first meeting with that new starting time will take place Jan. 24.

“That was to accommodate the personal schedule of our board members,” said NCFPD Fire Chief Keith McReynolds. “It may allow members of the community to attend our meetings who may get off work later in the day.”

The meetings remain primarily on the fourth Tuesday of the month. A special district leadership academy conference from Feb. 26 to March 1 caused the February meeting to be scheduled for Feb. 21 rather than Feb. 28. The November and December meetings are combined and avoid the week of Thanksgiving; the 2023 meeting will be on Dec. 12.

The board meetings will remain at the Fallbrook Public Utility District board room. “The place doesn’t change. Only the time,” McReynolds said.

Connect With Us

Village News


111 W. Alvarado St.
Suite 200
Fallbrook, CA 92028
Ph: (760) 723-7319

© 2023 Reeder Media, Inc.

Select Language ▼ Powered by  Google Translate

Village News - Also serving the communities of De Luz, Rainbow, Camp Pendleton, Pala and Pauma

NCFPD teams with Sheriff's Dept on disaster preparedness



Village News/Courtesy photos

A fire crew from Station 1 and Crime Prevention Specialist Heather Mitchell assess the road condition at Sandia Creek Drive.

Lucette Moramarco

Associate Editor

North County Fire Protection District and the Sheriff's Department are collaborating on several projects to educate local communities on personal preparedness, especially during a disaster (i.e., fire, floods, earthquakes).

One project happened Thursday, Jan. 5, when Sheriff's Dept. Crime Prevention Specialist Heather Mitchell went out with a crew from Station 1 to assess roads near Sandia Creek for flooding.

Mitchell said, "We used this opportunity during this rainy weather to remind citizens to be aware of road closures and emergency vehicles. This is just one of many endeavors we will be doing."

For those residents not on Twitter where both agencies post current conditions due to weather, accidents or criminal activity, first responders have a few tips on how to respond when an emergency vehicle is headed their way – "pull over!" – or they see 'road closed' signs during or after a rainstorm – "do not cross the road" (to avoid getting caught in a flood).

Another way the departments are promoting emergency preparedness is by presenting their information at club meetings. Mitchell and NCF Captain Tom Harrington and Bob Crane from CERT (Community Emergency Response Team) gave the program at the January Encore Club meeting, Jan. 3.

Mitchell said, "This was the first presentation of the year that kicks off our dual-agency collaboration on emergency preparedness planning." They discussed the importance of creating one's own personal preparedness plan and the benefits of having one before disaster strikes.

They also handed out disaster preparedness booklets with evacuation tips compliments of the County Office of Emergency Services. Mitchell added that there was "a huge interest in community members wanting to join CERT."

To request a presentation, Mitchell can be contacted at 760-451-3124.

North County CERT has an office at 337 E Mission Road, Fallbrook, that is open Monday through Friday, 9 a.m. to 5 p.m. ; visitors are welcome. For more information, visit <https://northcountycert.com/>.

You might be interested in:

- [ASTREA helicopter looking for a male robbery suspect](#)
- [Breaking: Landmark Lawsuit Slaps Legacy Media With Antitrust, First Amendment Claims for Censoring COVID-Related Content](#)
- [Some Rain in San Diego-Area Forecast](#)
- [Two vehicle traffic collision impedes intersection](#)
- [More Rain Expected Across Region as New Storm Arrives](#)

Select Language ▼ Powered by [Google Translate](#)

Village News - Also serving the communities of De Luz, Rainbow, Camp Pendleton, Pala and Pauma

Early morning fatal crash closes South Mission Road

Village News staff

There was a fatal accident with a solo driver of a 4-door sedan who was pronounced dead at the scene by first responders on Saturday, Jan. 7, according to NCFPD PIO Capt. John Choi. The accident was reported at 1:33 a.m. The driver had very serious injuries resulting in death at the scene.

The car had crashed into a SDG&E power pole at a rate of speed fast enough to cut the car in half. The power pole had minor damage and the crash did not cause a power outage.

Half of the vehicle was blocking both lanes of South Mission just south of Green Canyon and the other half of the car was in the creek next to the road, according to Choi. South Mission was closed for a short time for investigation, clean-up and the Coroner. The identity of the deceased has not been released.

Connect With Us

Village News

111 W. Alvarado St.
Suite 200
Fallbrook, CA 92028
Ph: (760) 723-7319

© 2023 Reeder Media, Inc.

Powered by [ROAR Online Publication Software](#) from Lions Light Corporation
© Copyright 2022

Mann, Parmalee, Stephen-Porter retire from NCFPD



Last updated 1/11/2023 at 6pm

Joe Naiman

Village News Reporter

The transition from calendar year 2022 to calendar year 2023 included the retirements of North County Fire Protection District staff members Greg Mann, Todd Parmelee and Loren Stephen-Porter.

Mann held the position of battalion chief when he retired. Parmelee was the district's fleet maintenance supervisor. Stephen-Porter was the NCFPD executive administrative assistant and was also the board secretary for board meetings.

"All three of our retirees were wonderful employees, and we're grateful for their service to our district and our community," NCFPD fire Chief Keith McReynolds said.

Mann began his NCFPD career in 1986 as a Fire Explorer. He eventually held the positions of reserve/firefighter, firefighter/paramedic, apparatus operator, captain, administrative captain and battalion chief. He oversaw the fire district's communications activities in his battalion chief role.

Parmelee was with the North County Fire Protection District for seven years. He was hired as a fire mechanic in 2015, and his final promotion to fleet maintenance supervisor occurred in 2022. Parmelee had previously worked at Ford, where he was a heavy line diesel technician.

Stephen-Porter joined the fire district in January 2003. She planned and coordinated the administrative support functions and services for the fire chief and board members, and she was also a member of the NCFPD senior management team.

Stephen-Porter was also responsible for the NCFPD website. Before joining the fire district, she was with what was previously called the Fallbrook Hospital District, and her three years there included the positions of director of medical staff and continuing medical education coordinator.

"We've hired some really wonderful people to take their place, so we're in really good shape," McReynolds said.

Peter August was promoted from captain to battalion chief, and he will oversee the communications portion of district operations. Rob DeCamp was promoted from battalion chief to administrative battalion chief. Joey Bradshaw had been a captain and was promoted to battalion chief where his oversight duties will include personal protective equipment, uniforms and district policy review.

The promotion of two captains resulted in the promotions of Chris Craven and Ryan Lewis from apparatus operator to captain. Kyle Krenz and Justin Rivera were promoted from firefighter/paramedic to apparatus operator.

In December 2017, the NCFPD board approved a reclassification in job positions to allow for paramedic and emergency medical technician personnel who are not also firefighters with the pay closer to that of a paramedic in the private sector than a firefighter-paramedic. Max Paur had been a single-role paramedic, and he was hired as a firefighter/paramedic.

Mavis Canpinar was hired to replace Stephen-Porter as the executive administrative assistant and board clerk. Canpinar had previously been a customer service representative for the Fallbrook Public Utility District.

Victor Lievanos replaces Parmelee as the fire district's fleet maintenance supervisor. Lievanos was previously a fleet mechanic for the city of Vista.



Page Intentionally Blank



**NORTH COUNTY FIRE
PROTECTION DISTRICT
FIRE CHIEF/CEO**

TO: BOARD OF DIRECTORS
FROM: KEITH McREYNOLDS, FIRE CHIEF/CEO
DATE: JANUARY 24, 2023
SUBJECT: COMMENTS, REPORTS AND UPDATES

● **STAFF COMMENTS/REPORTS/UPDATES:**

● **KEITH McREYNOLDS, FIRE CHIEF/CEO:**

● **CHIEF OFFICERS & STAFF:**

● **BOARD:**

● **BARGAINING GROUPS:**

● **PUBLIC COMMENT:**

Page Intentionally Blank



**NORTH COUNTY FIRE
PROTECTION DISTRICT
FIRE CHIEF CEO**

TO: BOARD OF DIRECTORS
FROM: CHIEF McREYNOLDS
DATE: JANUARY 24, 2023
SUBJECT: CLOSED SESSION

CS-1. ANNOUNCEMENT — PRESIDENT ACOSTA:

- AN ANNOUNCEMENT REGARDING THE ITEMS TO BE DISCUSSED IN CLOSED SESSION WILL BE MADE PRIOR TO THE COMMENCEMENT OF CLOSED SESSION.

CS-2. CONFERENCE WITH LEGAL COUNSEL – EXISTING LITIGATION (GOVERNMENT CODE - 54596.9(d)(1))- AMERICAN MEDICAL RESPONSE WEST V. CALIFORNIA DEPARTMENT OF HEALTH CARE SERVICES (SACRAMENTO SUPERIOR COURT, CASE No.: 34-2021-8003757);

- FIRE CHIEF/CEO DISTRICT COUNSEL JAMES
DISTRICT COUNSEL STEINKE

CS-3. REPORT FROM CLOSED SESSION — PRESIDENT ACOSTA:

Page Intentionally Blank